




**Kamfet™**  
by  
**Raychem RPG**

**Electrical Safety Protection**



# ELECTRICAL INSULATING RUBBER GLOVES



## The Best of Safety and Comfort for Electrical Operations

Raychem RPG offers a full range of products for every application involving electric currents from 500 to 36,000 volts with EN & IEC standards approvals.

### Protecting Lives

The Kamfet range of Low Voltage & High Voltage electrical insulating gloves includes a comprehensive range of latex insulating gloves, composite gloves and arc-rated insulating gloves.



The comprehensive range of Insulating Gloves for Electrical Work

**Electrical Insulating Gloves** form the first line of defense to protect against contact with any energized components or electrical lines. This is the most critical component among the Personal Protective Equipment (PPE's) to safeguard against electrical hazards.

**Electrical Insulating Gloves** are designed and manufactured according to international standards to protect the skilled electrical worker when used in accordance with the industry accepted safe methods and instructions of use.

**Raychem RPG** manufactures a comprehensive range of electrical insulating gloves using a state-of-the-art manufacturing facility equipped with a fully automated robotic Latex dipping process. These high-performance gloves are designed to provide protection from accidental contact with charged systems while working across industries.



## Environmentally Friendly



Dipping process

Our Gloves are manufactured with environment friendly **water-based technology** and we have zero tolerance to use of solvents in the process.

Our sourcing strategy also revolves around sustainability and hence we exclusively use natural materials in our manufacturing.



## User Friendly



Dexterity refers to the ability to perform a challenging action quickly and skillfully with the hands.

Our innovative electrical glove manufacturing techniques contribute to a far more outstanding balance of comfort and dexterity with the highest level of electrical shock protection.

As innovations continue to improve, the levels of comfort and dexterity continue to increase, improving worker acceptance and helping to reduce injury, time and associated costs of injuries to the business.



## Quality Assurance



Classified in Hazard Category III of Personal Protective Equipment, Electrical Insulating Gloves are manufactured in compliance with International Standards.

An ISO / IEC 17025:2014 Accredited inhouse laboratory is equipped to carry out testing according to **EN 60903:2003** and **IEC 60903:2014** standards.

Every pair of gloves is individually tested by di-electric test and visual inspection to give the **Highest Guarantee of Conformity**.



## REACH Compliant (SVHC free)



REACH (Registration, Evaluation, Authorisation and Restriction of Chemicals) compliance **deals with the regulations that were created to improve the environment and protect human health**. REACH addresses the risks associated with chemicals and promotes alternative methods for the hazard assessment of substances.

# Select The Right Gloves

We offer three types of electrical gloves with different levels of protection

Electrical Insulating Gloves	Electrical Insulating Gloves with Arc Flash Protection	Electrical Insulating Gloves with Arc Flash & Mechanical Protection
 <p>Offers electrical insulation only.*</p>	 <p>Offers <b>2-in-1</b>- protection electrical insulation and arc flash protection.*</p>	 <p>Offers <b>3-in-1</b>- protection electrical insulation, mechanical and arc flash protection.</p>

\* To be used in conjunction with leather over gloves.

## Special Properties

Special properties may be useful for providing additional protection during electrical work.

A (acid), H (oil), Z (ozone), R (A + H + Z), C (Extremely low temperature); most of our gloves belong to RC category.

Category	Resistance to
A	Acid
H	Oil
Z	Ozone
R	Acid, Oil, Ozone
C	Extremely low temperature
Mechanical protection	




**Note 1:** The R category combines the characteristics of categories A, H and Z  
**Note 2:** Any combination of categories may be used

## Electrical Gloves Classification

According to applicable standards - EN 60903:2003 and IEC 60903:2014

Class	Max Use Voltage ( AC )	Proof test Voltage (AC)	Withstand test Voltage (AC)	Max Use Voltage ( DC )
00	500 V	2500 V	5000 V	750 V
0	1000 V	5000 V	10000 V	1500 V
1	7500 V	10000 V	20000 V	11250 V
2	17000 V	20000 V	30000 V	25500 V
3	26500 V	30000 V	40000 V	39750 V
4	36000 V	40000 V	50000 V	54500 V

## Marking

IEC 60417-5216 Live Working Pictogram			Trademark Logo
Applicable Standards	IEC 60903: 2014 EN 60903: 2003	KL-A Ref No. 1136000-10 MAX USE 500 V AC	Item Number Maximum Usage Voltage
Third Party Notified Body No.	CE 2777	CLASS - 00 - AZC	Class & Category
Month/Year of Manufacture	07/22	LOT NO. 10 L045300	Batch Number Size
Room for Writing New Last/next Inspection Date or Date of Issuing into Service		Manufactured By <b>Raychem RPG</b>	Symbol for Mechanical Protection (composite gloves only)
Third Party Notified Body No.	UK 0321	ASTM F2675 - ATPV/ARLim 00 Cal/cm2 IEC 61482-1-2 Box Test - APC - 2	Arc Flash Symbol Arc Flash Test Results

Electrical Insulating Gloves offer personal protection against electrical shocks when working on or near live electrical equipment and they must comply with the **IEC 60903:2014 / EN 60903:2003** standards. As a result they undergo various voltage, aging and mechanical tests.

A full range of Electrical Insulating Gloves is available in the classes (Class 00 to Class 4 for working voltages upto 36,000V), many sizes, different lengths and red colour.

## Key Features :

- ✦ Its ergonomic design provides comfort to the wearer for a longer duration and its thickness ensures dexterity
- ✦ Manufactured from natural rubber latex for ultimate durability and flexibility
- ✦ Ultimate fit, comfort and performance for electrical workers' safety and protection
- ✦ Generous flared cuff allows room for clothing and improves ventilation
- ✦ The design also features a smooth finish for easy donning and doffing
- ✦ The gloves are individually tested and delivered in a sealed UV protecting plastic bag
- ✦ Available in two versions: Straight Cuff and Rolled Cuff



## Certification :



CE 2777

UK CA 0321

IEC



EN 60903:2003  
IEC 60903:2014

## Classification :

Class	Category	Maximum Thickness (mm)	Max Use Voltage (AC)	Proof Test Voltage (AC)	Max Use Voltage ( DC )
00	AZC	< 1.1	500 V	2500 V	750 V
0	AZC*	< 1.6	1000 V	5000 V	1500 V
1	RC	< 2.1	7500 V	10000 V	11250 V
2	RC	< 2.9	17000 V	20000 V	25500 V
3	RC	< 3.5	26500 V	30000 V	39750 V
4	RC	< 4.2	36000 V	40000 V	54500 V

\* RC version available on request

## Straight Cuff :

Product Series	Class	Category	Length in mm	Size					
				7	8	9	10	11	12
KL-A	Class 00	AZC	280	DEA0010506 1128000-07	DEA0010003 1128000-08	DEA0010004 1128000-09	DEA0010005 1128000-10	DEA0010006 1128000-11	DEA0010007 1128000-12
			360	DEA0010507 1136000-07	DEA0010013 1136000-08	DEA0010014 1136000-09	DEA0010015 1136000-10	DEA0010016 1136000-11	DEA0010017 1136000-12
KL-B	Class 0	AZC*	280	DEA0010508 1128010-07	DEA0010185 1128010-08	DEA0010186 1128010-09	DEA0010187 1128010-10	DEA0010188 1128010-11	DEA0010189 1128010-12
			360	DEA0010509 1136010-07	DEA0010028 1136010-08	DEA0010029 1136010-09	DEA0010030 1136010-10	DEA0010031 1136010-11	DEA0010032 1136010-12
			410	DEA0010510 1141010-07	DEA0010033 1141010-08	DEA0010034 1141010-09	DEA0010035 1141010-10	DEA0010036 1141010-11	DEA0010037 1141010-12
KL-C	Class 1	RC	360	DEA0010511 1136011-07	DEA0010038 1136011-08	DEA0010039 1136011-09	DEA0010040 1136011-10	DEA0010041 1136011-11	DEA0010042 1136011-12
			410	DEA0010512 1141011-07	DEA0010048 1141011-08	DEA0010049 1141011-09	DEA0010050 1141011-10	DEA0010051 1141011-11	DEA0010052 1141011-12
KL-D	Class 2	RC	360	DEA0010513 1136012-07	DEA0010058 1136012-08	DEA0010059 1136012-09	DEA0010060 1136012-10	DEA0010061 1136012-11	DEA0010062 1136012-12
			410	DEA0010503 1141012-07	DEA0010068 1141012-08	DEA0010069 1141012-09	DEA0010070 1141012-10	DEA0010071 1141012-11	DEA0020571 1141012-12
KL-E	Class 3	RC	360	-	DEA0010077 1136013-08	DEA0010078 1136013-09	DEA0010079 1136013-10	DEA0010080 1136013-11	DEA0010081 1136013-12
			410	-	DEA0010087 1141013-08	DEA0010088 1141013-09	DEA0010089 1141013-10	DEA0010090 1141013-11	DEA0010091 1141013-12
KL-F	Class 4	RC	410	-	DEA0010190 1141014-08	DEA0010191 1141014-09	DEA0010192 1141014-10	DEA0010193 1141014-11	DEA0010194 1141014-12

## Rolled Cuff :

Product Series	Class	Category	Length in mm	Size					
				7	8	9	10	11	12
KL-A	Class 00	AZC	280	DEA0010541 2128000-07	DEA0010018 2128000-08	DEA0010019 2128000-09	DEA0010020 2128000-10	DEA0010021 2128000-11	DEA0010022 2128000-12
			360	DEA0010542 2136000-07	DEA0010023 2136000-08	DEA0010024 2136000-09	DEA0010025 2136000-10	DEA0010026 2136000-11	DEA0010027 2136000-12
KL-B	Class 0	AZC*	280	DEA0010543 2128010-07	DEA0010195 2128010-08	DEA0010196 2128010-09	DEA0010197 2128010-10	DEA0010198 2128010-11	DEA0010199 2128010-12
			360	DEA0010544 2136010-07	DEA0010008 2136010-08	DEA0010009 2136010-09	DEA0010010 2136010-10	DEA0010011 2136010-11	DEA0010012 2136010-12
			410	DEA0010545 2141010-07	DEA0010117 2141010-08	DEA0010118 2141010-09	DEA0010119 2141010-10	DEA0010120 2141010-11	DEA0010121 2141010-12
KL-C	Class 1	RC	360	DEA0010546 2136011-07	DEA0010043 2136011-08	DEA0010044 2136011-09	DEA0010045 2136011-10	DEA0010046 2136011-11	DEA0010047 2136011-12
			410	DEA0010547 2141011-07	DEA0010053 2141011-08	DEA0010054 2141011-09	DEA0010055 2141011-10	DEA0010056 2141011-11	DEA0010057 2141011-12
KL-D	Class 2	RC	360	DEA0010548 2136012-07	DEA0010063 2136012-08	DEA0010064 2136012-09	DEA0010065 2136012-10	DEA0010066 2136012-11	DEA0010067 2136012-12
			410	DEA0010549 2141012-07	DEA0010072 2141012-08	DEA0010073 2141012-09	DEA0010074 2141012-10	DEA0010075 2141012-11	DEA0010076 2141012-12
KL-E	Class 3	RC	360	-	DEA0010082 2136013-08	DEA0010083 2136013-09	DEA0010084 2136013-10	DEA0010085 2136013-11	DEA0010086 2136013-12
			410	-	DEA0010092 2141013-08	DEA0010093 2141013-09	DEA0010094 2141013-10	DEA0010095 2141013-11	DEA0010096 2141013-12
KL-F	Class 4	RC	410	-	DEA0010102 2141014-08	DEA0010103 2141014-09	DEA0010104 2141014-10	DEA0010105 2141014-11	DEA0010106 2141014-12

**Example:** DEA0010003 = Ordering code 1128000-08 = Manufacturer code (written on the gloves)

**Note:** Leather protectors are recommended to be worn over electrical gloves to ensure mechanical protection (local regulations, work practices, and risk analysis apply).

\* RC Version available on request.

Electrical Insulating Gloves offer personal protection against electrical shocks when working on or near live electrical equipment and they must comply with the **IEC 60903:2014 / EN 60903:2003** standards. As a result, they undergo various voltage, aging and mechanical tests.

A full range of Electrical Insulating Gloves is available in the classes (Class 00 to Class 4 for working voltages upto 36,000V), many sizes, different lengths and red colour.

## Key Features :

- ✦ **2-in-1 Gloves: Electrical Insulating and ARC Flash Protection**
- ✦ Its ergonomic design provides comfort to the wearer for a longer duration and its thickness ensures dexterity
- ✦ Manufactured from natural rubber latex for ultimate durability and flexibility
- ✦ Ultimate fit, comfort and performance for electrical workers' safety and protection
- ✦ Generous flared cuff allows room for clothing and improves ventilation
- ✦ The design also features a smooth finish for easy donning and doffing
- ✦ **ARC Flash: ASTM F2675 tested**
- ✦ **ARC Flash: IEC 61482-1-2 Box tested**
- ✦ The gloves are individually tested and delivered in a sealed UV protecting plastic bag
- ✦ Available in two versions: Straight Cuff and Rolled Cuff



## Certification :



CE 2777

UKCA 0321

IEC



EN 60903:2003  
IEC 60903:2014

## Certification : Arc Flash Protection

- ASTM F2675 / F2675M
- IEC - 61482-1-2 Box tested



ARC Tested - ASTM F2675



IEC - 61482-1-2  
Box tested

## Classification :

Class	Category	Maximum Thickness (mm)	Max Use Voltage (AC)	Proof Test Voltage (AC)	Max Use Voltage ( DC )	ASTM F2675 ARLim/ATPV Rating	IEC 61482-1-2 Box Tested
00	AZC	< 1.1	500 V	2500 V	750 V	ARLim - 8 Cal/cm <sup>2</sup>	APC - 2 (0.5s / 7kA)
0	AZC*	< 1.6	1000 V	5000 V	1500 V	ARLim - 14 Cal/cm <sup>2</sup>	APC - 2 (0.5s / 7kA)
1	RC	< 2.1	7500 V	10000 V	11250 V	ATPV - 7.2 Cal/cm <sup>2</sup>	APC - 2 (0.5s / 7kA)
2	RC	< 2.9	17000 V	20000 V	25500 V	ATPV - 16 Cal/cm <sup>2</sup>	APC - 2 (0.5s / 7kA)
3	RC	< 3.5	26500 V	30000 V	39750 V	ATPV - 25 Cal/cm <sup>2</sup>	APC - 2 (0.5s / 7kA)
4	RC	< 4.2	36000 V	40000 V	54500 V	ATPV - 39 Cal/cm <sup>2</sup>	APC - 2 (0.5s / 7kA)

\* RC version available on request



## Straight Cuff :

Product Series	Class	Category	Length in mm	Size					
				7	8	9	10	11	12
KL-A ARC	Class 00	AZC	280	DEA0010516 1228000-07	DEA0010436 1228000-08	DEA0010353 1228000-09	DEA0010416 1228000-10	DEA0010371 1228000-11	DEA0010395 1228000-12
			360	DEA0010517 1236000-07	DEA0010365 1236000-08	DEA0010438 1236000-09	DEA0010495 1236000-10	DEA0010440 1236000-11	DEA0010373 1236000-12
KL-B ARC	Class 0	AZC*	280	DEA0010518 1228010-07	DEA0010362 1228010-08	DEA0010408 1228010-09	DEA0010369 1228010-10	DEA0010404 1228010-11	DEA0010314 1228010-12
			360	DEA0010519 1236010-07	DEA0010394 1236010-08	DEA0010432 1236010-09	DEA0010350 1236010-10	DEA0010407 1236010-11	DEA0010402 1236010-12
			410	DEA0010520 1241010-07	DEA0010451 1241010-08	DEA0010465 1241010-09	DEA0010467 1241010-10	DEA0010396 1241010-11	DEA0010461 1241010-12
KL-C ARC	Class 1	RC	360	DEA0010521 1236011-07	DEA0010391 1236011-08	DEA0010462 1236011-09	DEA0010459 1236011-10	DEA0010401 1236011-11	DEA0010410 1236011-12
			410	DEA0010522 1241011-07	DEA0010389 1241011-08	DEA0010458 1241011-09	DEA0010493 1241011-10	DEA0010381 1241011-11	DEA0010443 1241011-12
KL-D ARC	Class 2	RC	360	DEA0010523 1236012-07	DEA0010453 1236012-08	DEA0010448 1236012-09	DEA0010392 1236012-10	DEA0010429 1236012-11	DEA0010357 1236012-12
			410	DEA0010524 1241012-07	DEA0010475 1241012-08	DEA0010412 1241012-09	DEA0010406 1241012-10	DEA0010409 1241012-11	DEA0010477 1241012-12
KL-E ARC	Class 3	RC	360	-	DEA0010473 1236013-08	DEA0010494 1236013-09	DEA0010437 1236013-10	DEA0010366 1236013-11	DEA0010476 1236013-12
			410	-	DEA0010492 1241013-08	DEA0010435 1241013-09	DEA0010377 1241013-10	DEA0010390 1241013-11	DEA0010414 1241013-12
KL-F ARC	Class 4	RC	410	-	DEA0010397 1241014-08	DEA0010352 1241014-09	DEA0010351 1241014-10	DEA0010470 1241014-11	DEA0010372 1241014-12

## Rolled Cuff :

Product Series	Class	Category	Length in mm	Size					
				7	8	9	10	11	12
KL-A ARC	Class 00	AZC	280	DEA0010553 2228000-07	DEA0010455 2228000-08	DEA0010356 2228000-09	DEA0010387 2228000-10	DEA0010430 2228000-11	DEA0010380 2228000-12
			360	DEA0010554 2236000-07	DEA0010460 2236000-08	DEA0010375 2236000-09	DEA0010441 2236000-10	DEA0010355 2236000-11	DEA0010449 2236000-12
KL-B ARC	Class 0	AZC*	280	DEA0010555 2228010-07	DEA0010360 2228010-08	DEA0010374 2228010-09	DEA0010370 2228010-10	DEA0010491 2228010-11	DEA0010424 2228010-12
			360	DEA0010556 2236010-07	DEA0010450 2236010-08	DEA0010446 2236010-09	DEA0010433 2236010-10	DEA0010378 2236010-11	DEA0010447 2236010-12
			410	DEA0010557 2241010-07	DEA0010498 2241010-08	DEA0010499 2241010-09	DEA0010500 2241010-10	DEA0010501 2241010-11	DEA0010502 2241010-12
KL-C ARC	Class 1	RC	360	DEA0010558 2236011-07	DEA0010471 2236011-08	DEA0010456 2236011-09	DEA0010398 2236011-10	DEA0010457 2236011-11	DEA0010349 2236011-12
			410	DEA0010559 2241011-07	DEA0010383 2241011-08	DEA0010415 2241011-09	DEA0010398 2241011-10	DEA0010463 2241011-11	DEA0010439 2241011-12
KL-D ARC	Class 2	RC	360	DEA0010560 2236012-07	DEA0010400 2236012-08	DEA0010363 2236012-09	DEA0010468 2236012-10	DEA0010399 2236012-11	DEA0010359 2236012-12
			410	DEA0010561 2241012-07	DEA0010386 2241012-08	DEA0010385 2241012-09	DEA0010388 2241012-10	DEA0010367 2241012-11	DEA0010423 2241012-12
KL-E ARC	Class 3	RC	360	-	DEA0010445 2236013-08	DEA0010426 2236013-09	DEA0010361 2236013-10	DEA0010478 2236013-11	DEA0010466 2236013-12
			410	-	DEA0010384 2241013-08	DEA0010425 2241013-09	DEA0010382 2241013-10	DEA0010368 2241013-11	DEA0010354 2241013-12
KL-F ARC	Class 4	RC	410	-	DEA0010417 2241014-08	DEA0010442 2241014-09	DEA0010376 2241014-10	DEA0010421 2241014-11	DEA0010393 2241014-12

**Example:** DEA0010436 = Ordering code 1228000-08 = Manufacturer code (written on the gloves)

**Note:** Leather protectors are recommended to be worn over electrical gloves to ensure mechanical protection (local regulations, work practices, and risk analysis apply)

\* RC Version available on request.

Electrical Insulating Gloves offer personal protection against electrical shocks when working on or near live electrical equipment and they must comply with the **IEC 60903:2014 / EN 60903:2003** standards. As a result, they undergo various voltage, aging and mechanical tests.

A full range of Electrical Insulating Gloves is available in the classes (Class 00 to Class 2) for working voltages upto 17,000V), many sizes, different lengths and **Bi-Colour**.

### Key Features :

- **Three-in-one gloves : Combining di-electric, mechanical and arc flash protection**
- Composite gloves are made from a natural latex base with a specially treated outer layer and combine mechanical resistance and comfort with a high protection level
- The composite material confers on the gloves with great flexibility despite the required thickness for guaranteeing real protection against mechanical hazards. Moreover, the chemical formula of the outer coating gives the gloves an exceptional grip, even in damp conditions
- Specially treated composite insulating gloves to obtain high di-electric characteristics and for working in complete safety without leather over gloves
- Its ergonomic design provides comfort to the wearer for a longer duration and its thickness ensures dexterity
- Manufactured from a natural rubber latex for ultimate durability and flexibility, ultimate fit, comfort and performance for electrical workers' safety and protection
- Generous flared cuff allows room for clothing and improves ventilation. The design also features a smooth finish for easy donning and doffing
- **ARC Flash: ASTM F2675 tested**
- The gloves are individually tested and delivered in a sealed UV-protecting plastic bag
- Bi-Coloured: Black outer with Red inner coating



### Bi-Colour - Two colours increase safety:

The glove's Bi-Colour design (exterior: Black & interior: Red) makes it easier and quicker for workers to recognize damage to the gloves (e.g., cuts, abrasion or tears). Simple and precise, this method saves time and improves safety.

Key features of the electrical gloves include Bi-Colour to easily detect abrasion, cut or tear to the gloves that could alter the di-electric properties of the product.



## Certification :



CE 2777

UK CA 0321



EN 60903:2003  
IEC 60903:2014



## Certification : Arc Flash Protection

- ASTM F2675 / F2675M



ARC Tested - ASTM F2675

## Classification :

Glove Class	Category	Maximum Thickness (mm)	Max Use Voltage (AC)	Proof Test Voltage (AC)	Max Use Voltage ( DC )	ASTM F2675 ARLim Rating
00	RC	< 2.4	500 V	2500 V	750 V	ARLim - 14 Cal/cm2
0	RC	< 2.9	1000 V	5000 V	1500 V	ARLim - 25 Cal/cm2
1	RC	< 3.4	7500 V	10000 V	11250 V	ARLim - 45 Cal/cm2
2	RC	< 3.9	17000 V	20000 V	25500 V	ARLim - 55 Cal/cm2

## Straight Cuff :

Product Series	Class	Category	Length in mm	Size					
				7	8	9	10	11	12
KC-A Composite	Class 00	RC	280	DEA0010528 1328000-07	DEA0010220 1328000-08	DEA0010222 1328000-09	DEA0010224 1328000-10	DEA0010226 1328000-11	DEA0010228 1328000-12
			360	DEA0010529 1336000-07	DEA0010221 1336000-08	DEA0010223 1336000-09	DEA0010225 1336000-10	DEA0010227 1336000-11	DEA0010229 1336000-12
KC-B Composite	Class 0	RC	280	DEA0010530 1328010-07	DEA0010245 1328010-08	DEA0010247 1328010-09	DEA0010249 1328010-10	DEA0010251 1328010-11	DEA0010253 1328010-12
			360	DEA0010531 1336010-07	DEA0010203 1336010-08	DEA0010204 1336010-09	DEA0010205 1336010-10	DEA0010206 1336010-11	DEA0010207 1336010-12
			410	DEA0010532 1341010-07	DEA0010246 1341010-08	DEA0010248 1341010-09	DEA0010250 1341010-10	DEA0010252 1341010-11	DEA0010254 1341010-12
KC-C Composite	Class 1	RC	360	DEA0010533 1336011-07	DEA0010255 1336011-08	DEA0010257 1336011-09	DEA0010259 1336011-10	DEA0010261 1336011-11	DEA0010263 1336011-12
			410	DEA0010534 1341011-07	DEA0010256 1341011-08	DEA0010258 1341011-09	DEA0010260 1341011-10	DEA0010262 1341011-11	DEA0010264 1341011-12
KC-D Composite	Class 2	RC	360	DEA0010535 1336012-07	DEA0010208 1336012-08	DEA0010210 1336012-09	DEA0010212 1336012-10	DEA0010214 1336012-11	DEA0010216 1336012-12
			410	DEA0010536 1341012-07	DEA0010209 1341012-08	DEA0010211 1341012-09	DEA0010213 1341012-10	DEA0010215 1341012-11	DEA0010217 1341012-12

Example: DEA0010220 = Ordering code 1328000-08 = Manufacturer code (written on the gloves)

Raychem RPG offers a wide range of Electrical Insulating Gloves that can be matched with our Leather Protector to ensure that you are sufficiently protected. We can provide all that is necessary to help improve worker safety.

Leather Protector Gloves must be worn over Electrical Insulating Gloves to protect against cuts, abrasions and punctures caused by contact with electrical components. Kamfet's range of leather over gloves is available in all sizes, from 8 to 12. Leather Protectors are perfectly matched to the shape of our Electrical Insulating Gloves.

## Key Features :

- ✦ Leather Protector Gloves should always be worn over Electrical Insulating Gloves to extend their life and provide protection to the gloves from cuts, abrasions and punctures
- ✦ Kamfet Leather Protector Gloves to fit appropriately over Electrical Insulating Gloves
- ✦ Grain leather gloves with a split leather cuff and adjustable straps designed to fit perfectly over the Kamfet range of electrical gloves to ensure a good level of dexterity
- ✦ Water-repellent and silicone-treated to provide increased flame resistance
- ✦ High levels of tear and abrasion resistance protect the user as well as the safety gloves
- ✦ Specially made with high levels of grip, which makes them useful in emergencies
- ✦ Protects user and their safety gloves in dirty and oily environments
- ✦ Comes in four different sizes, which should suit most people fits tight to the arm for added comfort and control
- ✦ The Leather Protectors increase the life of Electrical Insulating Gloves.
- ✦ Leather Protector Gloves themselves offer no protection against high or low voltage and should always be worn over Electrical Insulating Gloves
- ✦ For use with all classes of Electrical Insulating Gloves



## Certification :



## Classification :

Suitable Electrical Gloves	Length in mm	EN 388:2016+A1:2018	Size				
			8	9	10	11	12
<b>Class 00 &amp; Class 0</b>	315 mm (+/- 10 mm)	3123X	DEA0010130 9931000-08	DEA0010131 9931000-09	DEA0010132 9931000-10	DEA0010133 9931000-11	DEA0010134 9931000-12
<b>Class 1 &amp; Class 2</b>	315 mm (+/- 10 mm)	3122X	DEA0010145 9931012-08	DEA0010146 9931012-09	DEA0010147 9931012-10	DEA0010148 9931012-11	DEA0010149 9931012-12
<b>Class 3 &amp; Class 4</b>	315 mm (+/- 10 mm)	2121X	DEA0010165 9931034-08	DEA0010166 9931034-09	DEA0010167 9931034-10	DEA0010168 9931034-11	DEA0010169 9931034-12

**Example:** DEA0010130 = Ordering code 9931000-08 = Manufacturer code (written on the gloves)

**Packing:** Each One Pair - Individually Packed.

## Important:

Proper care of Leather Protectors is essential to user safety. Inspect the Leather Protectors when inspecting rubber gloves. Metal particles, embedded wire, abrasive materials or any substance that could physically damage the rubber gloves must be removed from the protector before use.

Do not use Leather Protectors alone for protection against electric shock. Severe injury or death will result. Always use a properly rated Electrical Insulating Gloves for the voltage being worked.

## Sizing :

It's very important to select the right size in order to get the highest dexterity. Many sizes are available (7 to 12 depending on the class). Standard lengths are 28 cm, 36 cm and 41 cm.

### Hand Size Guide

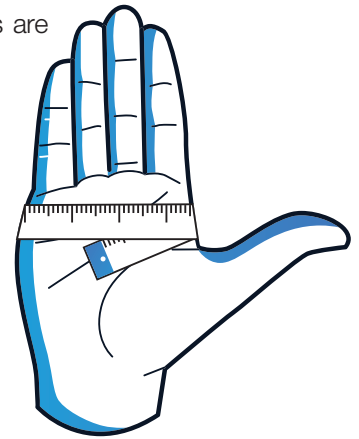
#### Measure Your Glove Size

Go round your hand with measuring tape, leaving out the thumb (see drawing).

Close the hand without excessive clenching and take the measurement.

Copy the measurements to the conversion table below.

Recommended size	7	8	9	10	11	12
Hand measurement (cm)	19	21	24	26	28	31



## In Services Recommendations :



### Application:

Kamfet Electrical Insulating Gloves are intended to be used exclusively for electrical purposes.



### Storage prior to issue and between use

Gloves shall be transported and stored in their original packaging. Care should be taken to ensure that gloves are not compressed, folded or stored in proximity to steam pipes, radiators or other sources of artificial heat or exposed to direct sunlight, artificial light or other sources of ozone. The ambient temperature should be between 10°C and 35°C.



### Examination before use:

Before using the gloves, it is recommended to inspect the internal and external surfaces visually. Conduct an air inflation test to detect leaks. Do not use gloves when damaged or untight. In case of doubts regarding the glove's protection properties, please do not use the gloves and submit them for electrical retesting.

Damage includes, but is not limited to, pinholes, punctures, cracks, cuts, chemical bloom, embedded foreign matter and hard spots.

Marking on the gloves includes the number of relevant standards : IEC60417-5216 (Symbol : Double triangle), Size, Class, Category, Batch number, Month and Year of production, Manufacturer's name and a reference allowing the inclusion of commissioning dates and periodic inspection.



### Precautions in use:

Gloves should not be exposed unnecessarily to heat or light or be allowed to come in contact with any substance that could affect its integrity, such as oil, grease or other petroleum-based substances, aliphatic solvents, turpentine, white spirit or strong acid.

If Leather Protector Gloves are worn over gloves, they should be sized and shaped so that the glove will not be deformed from its natural shape.

Protector gloves that have been used for any other purpose should not be used to protect gloves. Protector gloves should not be used if they have holes, tears or other defects that affect their ability to give mechanical protection to the glove.

Gloves that have been in contact with oil, grease or other harmful substances should be cleaned immediately after completing the task. Gloves should be cleaned in accordance with the manufacturer's instructions or other means, which is proven to be non-harmful to the glove.

Gloves that become wet in use or by washing should be dried thoroughly, but not in a manner that will cause the temperature of the gloves to exceed 65 °C.



## Periodic Inspection and Electrical Re-testing:

It is essential that tests are done by a competent test facility. Only formally trained and qualified persons should perform periodic inspections and electrical re-testing.

No gloves should be issued for service unless it has been retested in the previous twelve months.

No gloves are to be used unless they have been tested within a maximum period of six months after being issued for service. The date of manufacture is the original test date.

The tests consist of air inflation to check for air leaks, a visual inspection while pressurized and then a di-electric test in accordance with the specified routine test of 5.6.2. of IEC 60903 Standards

National requirements with reference to periodic inspection and testing of class 00 and class 0 gloves may be considered adequate.

The date of periodic re-testing associated with a glove (by a marking or by other means) should be the date of the current or next required inspection and di-electric test.



## Cleaning:

Gloves shall be washed with soap and water at a temperature not exceeding 65°C. After washing, the gloves should be thoroughly dried. Should not use sharp objects and kerosene, petrol, paraffin, toluene or xylene for cleaning the gloves.



## Disposal:

The damaged or out-of-service gloves are to be disposed of in accordance with the regulations specified by the local governing authority.

## NABL Accredited (National Accreditation Board for Testing and Calibration Laboratories) testing facilities:

Our testing facility is **NABL accredited** in accordance with the standard **ISO/IEC 17025:2017** in the field of testing Electrical Insulating Gloves.

Our range of Electrical Insulating Gloves is manufactured with the highest quality standards. Our quality laboratory is integrated into our production site and allows us to carry out all the tests according to applicable **IEC 60903** standards in **NABL Accredited laboratory**.

The quality approach with visual and di-electric testing of 100% of the production offers users the guarantee of conformity.



## Revalidation Services

Our relationship with customers does not end but begins with the supply of our Personal Protection Equipment (PPE). At **Raychem RPG**, we understand that safety is a continuous journey and not a destination. Therefore, to ensure that PPE offers the intended safety to users, we provide revalidation services in line with the recommendations of **IEC 60903:2014** for Gloves. This service checks the health of the PPE and gives peace of mind to the user.

**Raychem RPG's** in-house Electrical Insulating Gloves testing lab is one of the most sophisticated and automated in the industry. Helping you meet **IEC 60903:2014** requirements, we offer accurate and convenient testing services for new or in-service Electrical Insulating Gloves from Class 00 to Class 4, 11" to 16" lengths and all cuff styles.



\* Currently only available for the customers in india

# Getting Smart with Electrical Insulating Glove Testing

**QR Code** - Raychem RPG is pleased to add a QR (Quick Response) code to each Kamfet series of Electrical Insulating Gloves. According to standards, each glove is individually tested to ensure maximum quality control. Scanning the QR code on each Electrical Insulating Glove directs the user to that glove's specific safety test results on the page. This page provides the user with specific information from the quality control test results. Users can download a PDF file containing the full results for the actual Electrical Insulating Gloves.

QR code is conveniently located on the front of each glove. This unique technology gives users instant access to the Electrical Insulating Glove's electronic test reports and comprehensive specifications.



**When in Doubt, Get your QR Scanner Out !**

## Market Segments

The Electrical Insulating Gloves range is ideal for a large range of industry-specific market segments:



Electricity  
Utility



Industrial  
Applications



Telecom



Electric  
Vehicles



Renewable  
Energy



Oil & Gas



Metal &  
Mining



Pharma &  
Chemical



Data  
Centre

Full visual inspection of each glove prior to donning is required. Use a manual air pressure device for testing the glove by inflating it and thus detecting any defects, checks completed by a trained person. If a glove is defective both gloves in the pair must not be used.

## Inspection of Electrical Insulating Gloves

Field inspection requires visual inspection of the Electrical Insulating Gloves inside and outside.

<p>1</p> <p>Grasp glove.</p> 	<p>2</p> <p>Stretch to seal closed.</p> 	<p>3</p> <p>Press and roll tightly.</p> 
<p>4</p> <p>Twirl glove, rotating on rolled ends.</p> 	<p>5</p> <p>Entrap air by holding in one hand.</p> 	<p>6</p> <p>Hold close to ear, squeeze to add pressure, listen and feel for pinhole leaks. When inflated, carefully inspect the glove for any nicks, cuts, cracks or holes.</p> 
<p>7</p> <p>Check for the most recent test date. Register the issue date of the glove.</p> <p>Most recent test date</p> 	<p>8</p> <p>Turn glove inside out and repeat the process.</p> <p>Inside</p> 	<p>9</p> <p>In leather protectors, look for any oil, grease, cut, abrasion or other foreign substances that could disqualify the glove for energized service use.</p> 
<p>10</p> <p>When donning and doffing the gloves, it is imperative that you are not wearing and have removed all jewelry and watches.</p> 	<p>11</p> <p>Do not stretch the protector.</p> 	<p>12</p> <p>Use caution and remove the protectors carefully to guard against damaging the integrity of the gloves.</p> 

**Remember:**

Selecting the proper class of gloves for the voltage being worked on verifying the gloves having recent lab testing and ensuring the gloves are free of defects by rigorous daily field inspection are critical steps to preventing electrical accidents and saving lives.



# IEC 61111:2009 ELECTRICAL INSULATING RUBBER MATTING




Slip Resistant



Puncture Resistant



Highly Durable



Good Ageing



Flame Retardant



Acid Resistant



Oil Resistant

Manufactured to the Highest Standards




**Electrical Insulating Rubber Matting**, also known as di-electric or electrical safety matting is used to protect people against electrical shock from electrical equipment used in switch rooms in front of switchboards, transformers and other high or low voltage workplaces.

It is used to protect people against electrical shock from electrical equipment used in switch rooms in front of switchboards, transformers and other high or low voltage workplaces.

**Electrical Insulating Rubber Mats** has unique and innovative properties. The insulating material offers the best possible technical and electrical insulation characteristics. The improvement of the elastomer formulation allows reaching the drastic properties of the "C" category of the IEC 61111: 2009 standard; mats do not degrade even when folded at very low temperatures (-40°C).

Rubber is known for its exceptional electrical insulating properties. With the ability to reduce or stop electric currents, used to protect workers from electrical shocks, it is ideal for plant rooms, control rooms, switchboards and where individuals handle live equipment.

We offer the most comprehensive range of Electrical Safety Matting/Switchboard Matting according to IEC 61111:2009 (Class 0 to 4).

<b>RoHS2 Compliant</b>	The material does not contain Lead, Mercury, Cadmium, Hexavalent Chromium, Biphenyl Polybrominate (PBB), Biphenyl Polybrominate Ether (PBDE).	
<b>REACH Compliant</b>	The material does not contain any of the 229 substances considered to be Highly Hazardous Chemical Substances (HHCS).	
<b>Zero Halogen</b>	The material does not contain Fluorine, Chromium, Bromine and Iodine. The absence of halogen is a positive indicator for the health and safety of the operator in case of fire.	

Compliant with the standard IEC 61111:2009 and the properties category "C" for bendability at very low temperatures (- 40° C).

Mats compliant with RoHS2 and REACH directives and not containing halogen therefore not dangerous for the operator in case of fire.

## Classification :


The normative marking is repeated three times per linear meter, thus ensuring good visibility on the ground. Marking color is different according to the classification.



1.0kV : Class '0'



7.5kV : Class '1'



17.0kV : Class '2'



26.5kV : Class '3'



36.0kV : Class '4'

## Testing :



### Proof Test



A di-electrical resistance test is carried out on **EVERY RUNNING METRE** of matting for a set time to ensure a standard conformity of resistance throughout the entire area of the product.

**These tests should not be confused with the working voltages opposite.**

### Withstand Test



Every batch manufactured is tested to specific high voltages to ensure the matting does not break down.

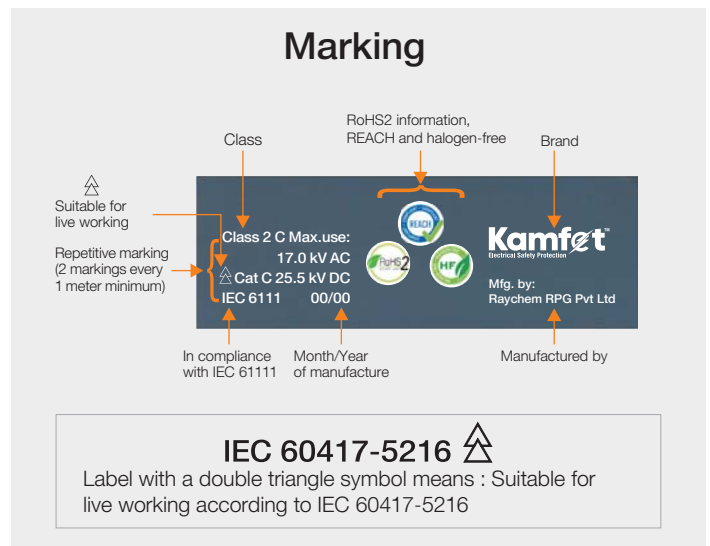
100 % of Cut and Rolled mats are tested after manufacturing.

## In Accordance With Standards

The insulating mats provide operators with individual and collective protection. Made of elastomer, they are used to cover the ground for the electrical protection of operators during work or interventions on electrical installations.

In accordance with IEC 61111: 2009  
 (⚠ Live working - insulating mats, category C:  
 Resistant to very low temperature -40°C).

Class	Max Voltage (AC)	Proof Test Voltage (AC)	Withstand Voltage (AC)	Max Voltage (DC)
0	≤ 1000V	≤ 5000V	≤ 10000V	≤ 1500V
1	≤ 7500V	≤ 10000V	≤ 20000V	≤ 11250V
2	≤ 17000V	≤ 20000V	≤ 30000V	≤ 25500V
3	≤ 26500V	≤ 30000V	≤ 40000V	≤ 39750V
4	≤ 36000V	≤ 40000V	≤ 50000V	≤ 54000V



## Recommendations for Use

### Examination Before Use

Each time before use, the matting should be visually inspected. If the matting is thought to be unsafe, it shall not be used and should be returned for testing or to be destroyed. If the insulating mats are dirty, wash them with soap and water. Dry it with respect to operating temperatures.

### In use

Operating temperatures: -40°C to 55°C. Avoid contact with chemical products. Place the mat on a clean, smooth floor, devoid of aggressive elements for insulation. Position of the feet : The operators' feet must be in the centre of the insulating mat.

### Periodic inspection

Insulating mats should not be used without having been electrically tested within the previous twelve months preceding with the exception of class 0. Only visual inspection is required for class 0.

### Storage/Transport

Insulated mats should be properly stored to avoid the risk of damage to the insulating material. Do not bend insulating mats. Do not store or use close to excessive heat. Do not expose to direct sunlight for long period. Storage temperature: 10°C to 21°C.



Class 2



Class 3



Class 4

**Finish : Fabric**

**Color : Bi-Colour  
Black / Orange**



**IEC 61111:2009  
Electrical Insulating Rubber Matting**

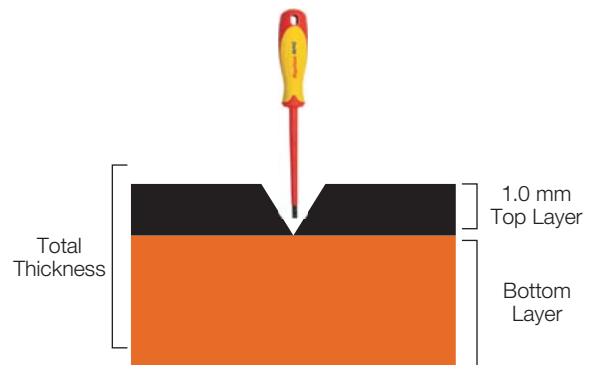
The insulating mats provide operators with individual and collective protection. They are made of elastomer and are used to cover the ground so that workers are electrically protected while doing repairs to electrical installations.

Dual-layer technology makes it easy to detect damage to the top layer, helping you decide if the mat needs to be replaced. Raychem RPG's insulation matting has proven to have high di-electric strength, tested as per IEC 61111:2009 standards.


The two colors of the mat serve the purpose of mechanical damage indication and give a hint to replace the mat when the color change is visible on the surface.

**Key Features :**

- ✦ Fully tested to specification IEC 61111:2009
- ✦ Bi-Colour (Life Indicator ) Technology:-  
Black on top and Orange on bottom
- ✦ High electrical resistance from 50 volts to 50,000 volts.
- ✦ Suitable for both AC and DC applications
- ✦ Provides safety for operators against electrical shock
- ✦ Anti-slip surface finish. Conforming to slip-resistant test
- ✦ Resistant to acid, oil and low temperatures
- ✦ Permanent marking - durable and un-erasable
- ✦ Fully traceable supply
- ✦ Low maintenance
- ✦ Highly durable & quality rubber compound
- ✦ Highly flexible mats with a self-gripping design
- ✦ Anti-fatigue type, comfortable while standing for long periods
- ✦ Operating temperature: - 40°C to + 55°C
- ✦ Repetitive marking (3 markings every 1 meter)
- ✦ Halogen-free, RoHS2 and REACH compliant



**IEC 61111 : 2009  
Bi-Colour Matting**



**Customised - Marking of Arc Flash Boundaries:**

Whether you only measure off the prohibited section or measure all boundaries as recommended by the NFPA70E, You will need to have a way to identify where the boundaries exist. We offer customised options along with our IEC 61111: 2009 Electrical Insulation Matting, an easy and affordable option allowing people to see exactly where the different boundaries are, so they can take the proper precautions.

Ordering Code	Manufacture Part Code	Classification IEC61111:2009	Thickness (mm)	Width	Length	Weight (kg)	Maximum Use Voltage	
							AC	DC
DEA0021339	ES0FIBO-1X1	Class 0	2.2 mm	1.0 Meter	1 Meter	3.40 kg	1000 V	1500 V
DEA0021340	ES0FIBO-1X2				2 Meter	6.80 kg		
DEA0021341	ES0FIBO-1X5				5 Meter	17.00 kg		
DEA0021342	ES0FIBO-1X10				10 Meter	34.00 kg		
DEA0021343	ES0FIBO-1.2X1			1.2 Meter	1 Meter	4.00 kg		
DEA0021344	ES0FIBO-1.2X2				2 Meter	8.00 kg		
DEA0021345	ES0FIBO-1.2X5				5 Meter	20.50 kg		
DEA0021346	ES0FIBO-1.2X10				10 Meter	41.00 kg		

# Finish : Fabric

## Color : Bi-Colour Black / Orange



# IEC 61111:2009 Electrical Insulating Rubber Matting

Ordering Code	Manufacture Part Code	Classification IEC61111:2009	Thickness (mm)	Width	Length	Weight (kg)	Maximum Use Voltage	
							AC	DC
DEA0021347	ES1FIBO-1X1	Class 1	2.3 mm	1.0 Meter	1 Meter	3.50 kg	7500 V	11250 V
DEA0021348	ES1FIBO-1X2				2 Meter	7.00 kg		
DEA0021349	ES1FIBO-1X5				5 Meter	17.80 kg		
DEA0021350	ES1FIBO-1X10				10 Meter	35.60 kg		
DEA0021351	ES1FIBO-1.2X1			1.2 Meter	1 Meter	4.20 kg		
DEA0021352	ES1FIBO-1.2X2				2 Meter	8.50 kg		
DEA0021353	ES1FIBO-1.2X5				5 Meter	21.30 kg		
DEA0021354	ES1FIBO-1.2X10				10 Meter	42.80 kg		

Ordering Code	Manufacture Part Code	Classification IEC61111:2009	Thickness (mm)	Width	Length	Weight (kg)	Maximum Use Voltage	
							AC	DC
DEA0021355	ES2FIBO-1X1	Class 2	2.6 mm	1.0 Meter	1 Meter	4.00 kg	17000 V	27500 V
DEA0021356	ES2FIBO-1X2				2 Meter	8.00 kg		
DEA0021357	ES2FIBO-1X5				5 Meter	20.00 kg		
DEA0021358	ES2FIBO-1X10				10 Meter	40.00 kg		
DEA0021359	ES2FIBO-1.2X1			1.2 Meter	1 Meter	4.80 kg		
DEA0021360	ES2FIBO-1.2X2				2 Meter	9.60 kg		
DEA0021361	ES2FIBO-1.2X5				5 Meter	24.00 kg		
DEA0021362	ES2FIBO-1.2X10				10 Meter	48.00 kg		

Ordering Code	Manufacture Part Code	Classification IEC61111:2009	Thickness (mm)	Width	Length	Weight (kg)	Maximum Use Voltage	
							AC	DC
DEA0021363	ES3FIBO-1X1	Class 3	3.3 mm	1.0 Meter	1 Meter	51.00 kg	26500 V	39750 V
DEA0021364	ES3FIBO-1X2				2 Meter	10.20 kg		
DEA0021365	ES3FIBO-1X5				5 Meter	25.60 kg		
DEA0021366	ES3FIBO-1X10				10 Meter	51.20 kg		
DEA0021367	ES3FIBO-1.2X1			1.2 Meter	1 Meter	6.10 kg		
DEA0021368	ES3FIBO-1.2X2				2 Meter	12.30 kg		
DEA0021369	ES3FIBO-1.2X5				5 Meter	30.70 kg		
DEA0021370	ES3FIBO-1.2X10				10 Meter	61.40 kg		

Ordering Code	Manufacture Part Code	Classification IEC61111:2009	Thickness (mm)	Width	Length	Weight (kg)	Maximum Use Voltage	
							AC	DC
DEA0021371	ES4FIBO-1X1	Class 4	5.2 mm	1.0 Meter	1 Meter	8.00 kg	36000 V	54000V
DEA0021372	ES4FIBO-1X2				2 Meter	16.00 kg		
DEA0021373	ES4FIBO-1X5				5 Meter	40.00 kg		
DEA0021374	ES4FIBO-1X10				10 Meter	80.00 kg		
DEA0021375	ES4FIBO-1.2X1			1.2 Meter	1 Meter	9.60 kg		
DEA0021376	ES4FIBO-1.2X2				2 Meter	19.30 kg		
DEA0021377	ES4FIBO-1.2X5				5 Meter	48.00 kg		
DEA0021378	ES4FIBO-1.2X10				10 Meter	96.70 kg		



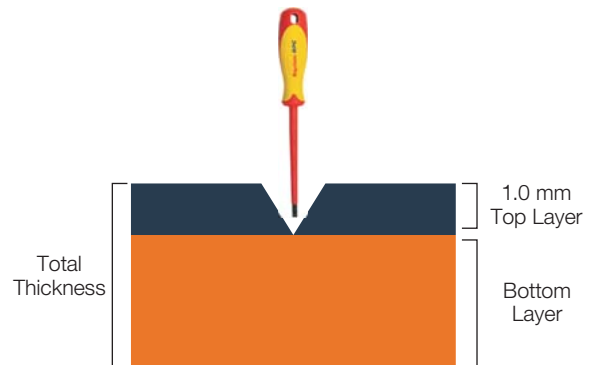
The insulating mats provide operators with individual and collective protection. They are made of elastomer and are used to cover the ground so that workers are electrically protected while doing repairs to electrical installations.

Dual-layer technology makes it easy to detect damage to the top layer, helping you decide if the mat needs to be replaced. Raychem RPG's insulation mattings have proven to have high di-electric strength, tested as per IEC 61111:2009 standards.


The two colors of the mat serve the purpose of mechanical damage indication and give a hint to replace the mat when the color change is visible on the surface.

### Key Features :

- ✦ Fully tested to specification IEC 61111:2009
- ✦ Bi-Colour (Life Indicator ) Technology:-  
Dark Grey on top and Orange on bottom
- ✦ High electrical resistance from 50 volts to 50,000 volts.
- ✦ Suitable for both AC and DC applications
- ✦ Provides safety for operators against electrical shock
- ✦ Anti-slip surface finish. Conforming to slip-resistant test
- ✦ Resistant to acid, oil and low temperatures
- ✦ Permanent marking - durable and un-erasable
- ✦ Fully traceable supply
- ✦ Low maintenance
- ✦ Highly durable & quality rubber compound
- ✦ Highly flexible mats with a self-gripping design
- ✦ Anti-fatigue type, comfortable while standing for long periods
- ✦ Operating temperature: - 40°C to + 55°C
- ✦ Repetitive marking (3 markings every 1 meter)
- ✦ Halogen-free, RoHS2 and REACH compliant



IEC 61111 : 2009  
Bi-Colour Matting



### Customised - Marking of Arc Flash Boundaries:

Whether you only measure off the prohibited section or measure all boundaries as recommended by the NFPA70E, You will need to have a way to identify where the boundaries exist. We offer customised options along with our IEC 61111: 2009 Electrical Insulation Matting, an easy and affordable option allowing people to see exactly where the different boundaries are, so they can take the proper precautions.

Ordering Code	Manufacture Part Code	Classification IEC61111:2009	Thickness (mm)	Width	Length	Weight (kg)	Maximum Use Voltage	
							AC	DC
DEA0021299	ES0FIGO-1X1	Class 0	2.2 mm	1.0 Meter	1 Meter	3.40 kg	1000 V	1500 V
DEA0021300	ES0FIGO-1X2				2 Meter	6.80 kg		
DEA0021301	ES0FIGO-1X5				5 Meter	17.00 kg		
DEA0021302	ES0FIGO-1X10				10 Meter	34.00 kg		
DEA0021303	ES0FIGO-1.2X1			1.2 Meter	1 Meter	4.00 kg		
DEA0021304	ES0FIGO-1.2X2				2 Meter	8.00 kg		
DEA0021305	ES0FIGO-1.2X5				5 Meter	20.50 kg		
DEA0021306	ES0FIGO-1.2X10				10 Meter	41.00 kg		

# Finish : Fabric

## Color : Bi-Colour Dark grey / Orange



# IEC 61111:2009 Electrical Insulating Rubber Matting

Ordering Code	Manufacture Part Code	Classification IEC61111:2009	Thickness (mm)	Width	Length	Weight (kg)	Maximum Use Voltage	
							AC	DC
DEA0021307	ES1FIGO-1X1	Class 1	2.3 mm	1.0 Meter	1 Meter	3.50 kg	7500 V	11250 V
DEA0021308	ES1FIGO-1X2				2 Meter	7.00 kg		
DEA0021309	ES1FIGO-1X5				5 Meter	17.80 kg		
DEA0021310	ES1FIGO-1X10				10 Meter	35.60 kg		
DEA0021311	ES1FIGO-1.2X1			1.2 Meter	1 Meter	4.20 kg		
DEA0021312	ES1FIGO-1.2X2				2 Meter	8.50 kg		
DEA0021313	ES1FIGO-1.2X5				5 Meter	21.30 kg		
DEA0021314	ES1FIGO-1.2X10				10 Meter	42.80 kg		

Ordering Code	Manufacture Part Code	Classification IEC61111:2009	Thickness (mm)	Width	Length	Weight (kg)	Maximum Use Voltage	
							AC	DC
DEA0021315	ES2FIGO-1X1	Class 2	2.6 mm	1.0 Meter	1 Meter	4.00 kg	17000 V	27500 V
DEA0021316	ES2FIGO-1X2				2 Meter	8.00 kg		
DEA0021317	ES2FIGO-1X5				5 Meter	20.00 kg		
DEA0021318	ES2FIGO-1X10				10 Meter	40.00 kg		
DEA0021319	ES2FIGO-1.2X1			1.2 Meter	1 Meter	4.80 kg		
DEA0021320	ES2FIGO-1.2X2				2 Meter	9.60 kg		
DEA0021321	ES2FIGO-1.2X5				5 Meter	24.00 kg		
DEA0021322	ES2FIGO-1.2X10				10 Meter	48.00 kg		

Ordering Code	Manufacture Part Code	Classification IEC61111:2009	Thickness (mm)	Width	Length	Weight (kg)	Maximum Use Voltage	
							AC	DC
DEA0021323	ES3FIGO-1X1	Class 3	3.3 mm	1.0 Meter	1 Meter	51.00 kg	26500 V	39750 V
DEA0021324	ES3FIGO-1X2				2 Meter	10.20 kg		
DEA0021325	ES3FIGO-1X5				5 Meter	25.60 kg		
DEA0021326	ES3FIGO-1X10				10 Meter	51.20 kg		
DEA0021327	ES3FIGO-1.2X1			1.2 Meter	1 Meter	6.10 kg		
DEA0021328	ES3FIGO-1.2X2				2 Meter	12.30 kg		
DEA0021329	ES3FIGO-1.2X5				5 Meter	30.70 kg		
DEA0021330	ES3FIGO-1.2X10				10 Meter	61.40 kg		

Ordering Code	Manufacture Part Code	Classification IEC61111:2009	Thickness (mm)	Width	Length	Weight (kg)	Maximum Use Voltage	
							AC	DC
DEA0021331	ES4FIGO-1X1	Class 4	5.2 mm	1.0 Meter	1 Meter	8.00 kg	36000 V	54000V
DEA0021332	ES4FIGO-1X2				2 Meter	16.00 kg		
DEA0021333	ES4FIGO-1X5				5 Meter	40.00 kg		
DEA0021334	ES4FIGO-1X10				10 Meter	80.00 kg		
DEA0021335	ES4FIGO-1.2X1			1.2 Meter	1 Meter	9.60 kg		
DEA0021336	ES4FIGO-1.2X2				2 Meter	19.30 kg		
DEA0021337	ES4FIGO-1.2X5				5 Meter	48.00 kg		
DEA0021338	ES4FIGO-1.2X10				10 Meter	96.70 kg		

**Finish : Fabric**  
**Color : Dark Grey**




**IEC 61111:2009**  
**Electrical Insulating Rubber Matting**

The insulating mats provide operators with individual and collective protection. They are made of elastomer and are used to cover the ground so that workers are electrically protected while doing repairs to electrical installations.

Raychem RPG's insulating mattings provide a unique solution to protect workers from electric shock in sub-stations, transformer rooms, LT and HT switchboards, and AC and DC electrical equipment.

**Key Features :**

- ✦ Fully tested to specification IEC 61111:2009
- ✦ High electrical resistance from 50 volts to 50,000 volts.
- ✦ Suitable for both AC and DC applications
- ✦ Provides safety for operators against electrical shock
- ✦ Anti-slip surface finish. Conforming to slip-resistant test
- ✦ Resistant to acid, oil and low temperatures
- ✦ Permanent marking - Durable and un-erasable
- ✦ Fully traceable supply
- ✦ Low maintenance
- ✦ Highly durable & quality rubber compound
- ✦ Highly flexible mats with a self-gripping design
- ✦ Anti-fatigue type, comfortable while standing for long periods
- ✦ Operating temperature: - 40°C to + 55°C
- ✦ Repetitive marking (3 markings every 1 meter)
- ✦ Halogen-free, RoHS2 and REACH compliant



Ordering Code	Manufacture Part Code	Classification IEC61111:2009	Thickness (mm)	Width	Length	Weight (kg)	Maximum Use Voltage	
							AC	DC
DEA0020746	ES0FIG-0.6X1	Class 0	2.2 mm	0.6 Meter	1 Meter	2.00 kg	1000 V	1500 V
DEA0021226	ES0FIG-0.6X2				2 Meter	4.00 kg		
DEA0020747	ES0FIG-0.6X5				5 Meter	10.00 kg		
DEA0020748	ES0FIG-0.6X10				10 Meter	20.00 kg		
DEA0010200	ES0FIG-1X1			1.0 Meter	1 Meter	3.40 kg		
DEA0020454	ES0FIG-1X2				2 Meter	6.80 kg		
DEA0020749	ES0FIG-1X5				5 Meter	17.00 kg		
DEA0020750	ES0FIG-1X10			1.2 Meter	10 Meter	34.00 kg		
DEA0020751	ES0FIG-1.2X1				1 Meter	4.00 kg		
DEA0021227	ES0FIG-1.2X2				2 Meter	8.00 kg		
DEA0020752	ES0FIG-1.2X5			10 Meter	5 Meter	20.50 kg		
DEA0020753	ES0FIG-1.2X10				10 Meter	41.00 kg		

Ordering Code	Manufacture Part Code	Classification IEC61111:2009	Thickness (mm)	Width	Length	Weight (kg)	Maximum Use Voltage	
							AC	DC
DEA0020934	ES1FIG-0.6X1	Class 1	2.3 mm	0.6 Meter	1 Meter	2.10 kg	7500 V	11250 V
DEA0021381	ES1FIG-0.6X2				2 Meter	4.20 kg		
DEA0020935	ES1FIG-0.6X5				5 Meter	10.60 kg		
DEA0020936	ES1FIG-0.6X10				10 Meter	21.30 kg		
DEA0020937	ES1FIG-1X1			1.0 Meter	1 Meter	3.50 kg		
DEA0021219	ES1FIG-1X2				2 Meter	7.00 kg		
DEA0020938	ES1FIG-1X5				5 Meter	17.80 kg		
DEA0020939	ES1FIG-1X10			1.2 Meter	10 Meter	35.60 kg		
DEA0020940	ES1FIG-1.2X1				1 Meter	4.20 kg		
DEA0021240	ES1FIG-1.2X2				2 Meter	8.50 kg		
DEA0020941	ES1FIG-1.2X5			10 Meter	5 Meter	21.30 kg		
DEA0020942	ES1FIG-1.2X10				10 Meter	42.80 kg		



**Finish : Fabric  
Color : Dark Grey**



**IEC 61111:2009  
Electrical Insulating Rubber Matting**

Ordering Code	Manufacture Part Code	Classification IEC61111:2009	Thickness (mm)	Width	Length	Weight (kg)	Maximum Use Voltage	
							AC	DC
DEA0020962	ES2FIG-0.6X1	Class 2	2.6 mm	0.6 Meter	1 Meter	2.40 kg	17000 V	27500 V
DEA0021252	ES2FIG-0.6X2				2 Meter	4.80 kg		
DEA0020963	ES2FIG-0.6X5				5 Meter	12.00 kg		
DEA0020964	ES2FIG-0.6X10				10 Meter	24.00 kg		
DEA0020965	ES2FIG-1X1			1.0 Meter	1 Meter	4.00 kg		
DEA0021188	ES2FIG-1X2				2 Meter	8.00 kg		
DEA0020966	ES2FIG-1X5				5 Meter	20.00 kg		
DEA0020967	ES2FIG-1X10			1.2 Meter	10 Meter	40.00 kg		
DEA0020968	ES2FIG-1.2X1				1 Meter	4.80 kg		
DEA0021253	ES2FIG-1.2X2				2 Meter	9.60 kg		
DEA0020741	ES2FIG-1.2X5				5 Meter	24.00 kg		
DEA0020740	ES2FIG-1.2X10				10 Meter	48.00 kg		

Ordering Code	Manufacture Part Code	Classification IEC61111:2009	Thickness (mm)	Width	Length	Weight (kg)	Maximum Use Voltage	
							AC	DC
DEA0020986	ES3FIG-0.6X1	Class 3	3.3 mm	0.6 Meter	1 Meter	3.00 kg	26500 V	39750 V
DEA0021265	ES3FIG-0.6X2				2 Meter	6.00 kg		
DEA0020987	ES3FIG-0.6X5				5 Meter	15.00 kg		
DEA0020988	ES3FIG-0.6X10				10 Meter	30.00 kg		
DEA0020989	ES3FIG-1X1			1.0 Meter	1 Meter	51.00 kg		
DEA0020295	ES3FIG-1X2				2 Meter	10.20 kg		
DEA0020990	ES3FIG-1X5				5 Meter	25.60 kg		
DEA0020991	ES3FIG-1X10			1.2 Meter	10 Meter	51.20 kg		
DEA0020992	ES3FIG-1.2X1				1 Meter	6.10 kg		
DEA0021266	ES3FIG-1.2X2				2 Meter	12.30 kg		
DEA0020728	ES3FIG-1.2X5				5 Meter	30.70 kg		
DEA0020993	ES3FIG-1.2X10				10 Meter	61.40 kg		

Ordering Code	Manufacture Part Code	Classification IEC61111:2009	Thickness (mm)	Width	Length	Weight (kg)	Maximum Use Voltage	
							AC	DC
DEA0021009	ES4FIG-0.6X1	Class 4	5.2 mm	0.6 Meter	1 Meter	4.80 kg	36000 V	54000V
DEA0021279	ES4FIG-0.6X2				2 Meter	9.60 kg		
DEA0021010	ES4FIG-0.6X5				5 Meter	24.00 kg		
DEA0021011	ES4FIG-0.6X10				10 Meter	48.00 kg		
DEA0020569	ES4FIG-1X1			1.0 Meter	1 Meter	8.00 kg		
DEA0020774	ES4FIG-1X2				2 Meter	16.00 kg		
DEA0020773	ES4FIG-1X5				5 Meter	40.00 kg		
DEA0020281	ES4FIG-1X10			1.2 Meter	10 Meter	80.00 kg		
DEA0021012	ES4FIG-1.2X1				1 Meter	9.60 kg		
DEA0021266	ES3FIG-1.2X2				2 Meter	19.30 kg		
DEA0020224	ES4FIG-1.2X5				5 Meter	48.00 kg		
DEA0021013	ES4FIG-1.2X10				10 Meter	96.70 kg		

**Finish : Fabric  
Color : Black**



**IEC 61111:2009  
Electrical Insulating Rubber Matting**

The insulating mats provide operators with individual and collective protection. They are made of elastomer and are used to cover the ground so that workers are electrically protected while doing repairs to electrical installations.

Raychem RPG's insulating mattings provide a unique solution to protect workers from electric shock in sub-stations, transformer rooms, LT and HT switchboards and AC and DC electrical equipment.

**Key Features :**

- ✦ Fully tested to specification IEC 61111:2009
- ✦ High electrical resistance from 50 volts to 50,000 volts.
- ✦ Suitable for both AC and DC applications
- ✦ Provides safety for operators against electrical shock
- ✦ Anti-slip surface finish. Conforming to slip-resistant test
- ✦ Resistant to acid, oil and low temperatures
- ✦ Permanent marking - Durable and un-erasable
- ✦ Fully traceable supply
- ✦ Low maintenance
- ✦ Highly durable & quality rubber compound
- ✦ Highly flexible mats with a self-gripping design
- ✦ Anti-fatigue type, comfortable while standing for long periods
- ✦ Operating temperature: - 40°C to + 55°C
- ✦ Repetitive marking (3 markings every 1 meter)
- ✦ Halogen-free, RoHS2 and REACH compliant



Ordering Code	Manufacture Part Code	Classification IEC61111:2009	Thickness (mm)	Width	Length	Weight (kg)	Maximum Use Voltage						
							AC	DC					
DEA0020754	ES0FIB-0.6X1	Class 0	2.2 mm	0.6 Meter	1 Meter	2.00 kg	1000 V	1500 V					
DEA0021228	ES0FIB-0.6X2				2 Meter	4.00 kg							
DEA0020755	ES0FIB-0.6X5				5 Meter	10.00 kg							
DEA0020756	ES0FIB-0.6X10				10 Meter	20.00 kg							
DEA0020573	ES0FIB-1X1			1.0 Meter	2.2 mm	1 Meter			3.40 kg	1000 V	1500 V		
DEA0021229	ES0FIB-1X2					2 Meter			6.80 kg				
DEA0020757	ES0FIB-1X5					5 Meter			17.00 kg				
DEA0020758	ES0FIB-1X10					10 Meter			34.00 kg				
DEA0020759	ES0FIB-1.2X1			1.2 Meter	2.2 mm	1 Meter			4.00 kg			1000 V	1500 V
DEA0021230	ES0FIB-1.2X2					2 Meter			8.00 kg				
DEA0020760	ES0FIB-1.2X5					5 Meter			20.50 kg				
DEA0020761	ES0FIB-1.2X10					10 Meter			41.00 kg				

Ordering Code	Manufacture Part Code	Classification IEC61111:2009	Thickness (mm)	Width	Length	Weight (kg)	Maximum Use Voltage						
							AC	DC					
DEA0020775	ES1FIB-0.6X1	Class 1	2.3 mm	0.6 Meter	1 Meter	2.10 kg	7500 V	11250 V					
DEA0021241	ES1FIB-0.6X2				2 Meter	4.20 kg							
DEA0020776	ES1FIB-0.6X5				5 Meter	10.60 kg							
DEA0020777	ES1FIB-0.6X10				10 Meter	21.30 kg							
DEA0020778	ES1FIB-1X1			1.0 Meter	2.3 mm	1 Meter			3.50 kg	7500 V	11250 V		
DEA0021197	ES1FIB-1X2					2 Meter			7.00 kg				
DEA0020779	ES1FIB-1X5					5 Meter			17.80 kg				
DEA0020780	ES1FIB-1X10					10 Meter			35.60 kg				
DEA0020781	ES1FIB-1.2X1			1.2 Meter	2.3 mm	1 Meter			4.20 kg			7500 V	11250 V
DEA0021242	ES1FIB-1.2X2					2 Meter			8.50 kg				
DEA0020782	ES1FIB-1.2X5					5 Meter			21.30 kg				
DEA0020783	ES1FIB-1.2X10					10 Meter			42.80 kg				

**Finish : Fabric  
Color : Black**



**IEC 61111:2009  
Electrical Insulating Rubber Matting**

Ordering Code	Manufacture Part Code	Classification IEC61111:2009	Thickness (mm)	Width	Length	Weight (kg)	Maximum Use Voltage	
							AC	DC
DEA0020793	ES2FIB-0.6X1	Class 2	2.6 mm	0.6 Meter	1 Meter	2.40 kg	17000 V	27500 V
DEA0021257	ES2FIB-0.6X2				2 Meter	4.80 kg		
DEA0020794	ES2FIB-0.6X5				5 Meter	12.00 kg		
DEA0020798	ES2FIB-0.6X10				10 Meter	24.00 kg		
DEA0020795	ES2FIB-1X1			1.0 Meter	1 Meter	4.00 kg		
DEA0021173	ES2FIB-1X2				2 Meter	8.00 kg		
DEA0020796	ES2FIB-1X5				5 Meter	20.00 kg		
DEA0020797	ES2FIB-1X10			1.2 Meter	10 Meter	40.00 kg		
DEA0020799	ES2FIB-1.2X1				1 Meter	4.80 kg		
DEA0021258	ES2FIB-1.2X2				2 Meter	9.60 kg		
DEA0020800	ES2FIB-1.2X5				5 Meter	24.00 kg		
DEA0020801	ES2FIB-1.2X10			10 Meter	48.00 kg			

Ordering Code	Manufacture Part Code	Classification IEC61111:2009	Thickness (mm)	Width	Length	Weight (kg)	Maximum Use Voltage	
							AC	DC
DEA0020811	ES3FIB-0.6X1	Class 3	3.3 mm	0.6 Meter	1 Meter	3.00 kg	26500 V	39750 V
DEA0021270	ES3FIB-0.6X2				2 Meter	6.00 kg		
DEA0020812	ES3FIB-0.6X5				5 Meter	15.00 kg		
DEA0020813	ES3FIB-0.6X10				10 Meter	30.00 kg		
DEA0020814	ES3FIB-1X1			1.0 Meter	1 Meter	51.00 kg		
DEA0021271	ES3FIB-1X2				2 Meter	10.20 kg		
DEA0020815	ES3FIB-1X5				5 Meter	25.60 kg		
DEA0020816	ES3FIB-1X10			1.2 Meter	10 Meter	51.20 kg		
DEA0020817	ES3FIB-1.2X1				1 Meter	6.10 kg		
DEA0021272	ES3FIB-1.2X2				2 Meter	12.30 kg		
DEA0020826	ES3FIB-1.2X5				5 Meter	30.70 kg		
DEA0020818	ES3FIB-1.2X10			10 Meter	61.40 kg			

Ordering Code	Manufacture Part Code	Classification IEC61111:2009	Thickness (mm)	Width	Length	Weight (kg)	Maximum Use Voltage	
							AC	DC
DEA0020829	ES4FIB-0.6X1	Class 4	5.2 mm	0.6 Meter	1 Meter	4.80 kg	36000 V	54000V
DEA0021283	ES4FIB-0.6X2				2 Meter	9.60 kg		
DEA0020830	ES4FIB-0.6X5				5 Meter	24.00 kg		
DEA0020831	ES4FIB-0.6X10				10 Meter	48.00 kg		
DEA0020832	ES4FIB-1X1			1.0 Meter	1 Meter	8.00 kg		
DEA0021174	ES4FIB-1X2				2 Meter	16.00 kg		
DEA0020833	ES4FIB-1X5				5 Meter	40.00 kg		
DEA0020834	ES4FIB-1X10			1.2 Meter	10 Meter	80.00 kg		
DEA0020835	ES4FIB-1.2X1				1 Meter	9.60 kg		
DEA0021284	ES4FIB-1.2X2				2 Meter	19.30 kg		
DEA0020836	ES4FIB-1.2X5				5 Meter	48.00 kg		
DEA0020837	ES4FIB-1.2X10			10 Meter	96.70 kg			

**Finish : Fabric**  
**Color : Light Grey**



**IEC 61111:2009**  
**Electrical Insulating Rubber Matting**

The insulating mats provide operators with individual and collective protection. They are made of elastomer and are used to cover the ground so that workers are electrically protected while doing repairs to electrical installations.

Raychem RPG's insulating mattings provide a unique solution to protect workers from electric shock in sub-stations, transformer rooms, LT and HT switchboards and AC and DC electrical equipment.

**Key Features :**

- ✦ Fully tested to specification IEC 61111:2009
- ✦ High electrical resistance from 50 volts to 50,000 volts.
- ✦ Suitable for both AC and DC applications
- ✦ Provides safety for operators against electrical shock
- ✦ Anti-slip surface finish. Conforming to slip-resistant test
- ✦ Resistant to acid, oil and low temperatures
- ✦ Permanent marking - Durable and un-erasable
- ✦ Fully traceable supply
- ✦ Low maintenance
- ✦ Highly durable & quality rubber compound
- ✦ Highly flexible mats with a self-gripping design
- ✦ Anti-fatigue type, comfortable while standing for long periods
- ✦ Operating temperature: - 40°C to + 55°C
- ✦ Repetitive marking (3 markings every 1 meter)
- ✦ Halogen-free, RoHS2 and REACH compliant



Ordering Code	Manufacture Part Code	Classification IEC61111:2009	Thickness (mm)	Width	Length	Weight (kg)	Maximum Use Voltage		
							AC	DC	
DEA0021231	ES0FIC-0.6X1	Class 0	2.2 mm	0.6 Meter	1 Meter	2.00 kg	1000 V	1500 V	
DEA0021231	ES0FIC-0.6X2				2 Meter	4.00 kg			
DEA0020762	ES0FIC-0.6X5				5 Meter	10.00 kg			
DEA0020763	ES0FIC-0.6X10				10 Meter	20.00 kg			
DEA0020433	ES0FIC-1X1				1.0 Meter	1 Meter			3.40 kg
DEA0021232	ES0FIC-1X2					2 Meter			6.80 kg
DEA0020918	ES0FIC-1X5			5 Meter		17.00 kg			
DEA0020446	ES0FIC-1X10			1.2 Meter	10 Meter	34.00 kg			
DEA0020919	ES0FIC-1.2X1				1 Meter	4.00 kg			
DEA0021233	ES0FIC-1.2X2				2 Meter	8.00 kg			
DEA0020923	ES0FIC-1.2X5				5 Meter	20.50 kg			
DEA0020924	ES0FIC-1.2X10				10 Meter	41.00 kg			

Ordering Code	Manufacture Part Code	Classification IEC61111:2009	Thickness (mm)	Width	Length	Weight (kg)	Maximum Use Voltage	
							AC	DC
DEA0020943	ES1FIC-0.6X1	Class 1	2.3 mm	0.6 Meter	1 Meter	2.10 kg	7500 V	11250 V
DEA0021243	ES1FIC-0.6X2				2 Meter	4.20 kg		
DEA0020944	ES1FIC-0.6X5				5 Meter	10.60 kg		
DEA0020945	ES1FIC-0.6X10				10 Meter	21.30 kg		
DEA0020947	ES1FIC-1X1			1.0 Meter	1 Meter	3.50 kg		
DEA0021244	ES1FIC-1X2				2 Meter	7.00 kg		
DEA0020946	ES1FIC-1X5				5 Meter	17.80 kg		
DEA0020948	ES1FIC-1X10			1.2 Meter	10 Meter	35.60 kg		
DEA0020949	ES1FIC-1.2X1				1 Meter	4.20 kg		
DEA0021245	ES1FIC-1.2X2				2 Meter	8.50 kg		
DEA0020950	ES1FIC-1.2X5				5 Meter	21.30 kg		
DEA0020951	ES1FIC-1.2X10				10 Meter	42.80 kg		

**Finish : Fabric  
Color : Light Grey**



**IEC 61111:2009  
Electrical Insulating Rubber Matting**

Ordering Code	Manufacture Part Code	Classification IEC61111:2009	Thickness (mm)	Width	Length	Weight (kg)	Maximum Use Voltage	
							AC	DC
DEA0020978	ES2FIC-0.6X1	Class 2	2.6 mm	0.6 Meter	1 Meter	2.40 kg	17000 V	27500 V
DEA0021262	ES2FIC-0.6X2				2 Meter	4.80 kg		
DEA0020979	ES2FIC-0.6X5				5 Meter	12.00 kg		
DEA0020980	ES2FIC-0.6X10				10 Meter	24.00 kg		
DEA0020981	ES2FIC-1X1			1.0 Meter	1 Meter	4.00 kg		
DEA0021263	ES2FIC-1X2				2 Meter	8.00 kg		
DEA0020982	ES2FIC-1X5				5 Meter	20.00 kg		
DEA0020430	ES2FIC-1X10			1.2 Meter	10 Meter	40.00 kg		
DEA0020983	ES2FIC-1.2X1				1 Meter	4.80 kg		
DEA0021264	ES2FIC-1.2X2				2 Meter	9.60 kg		
DEA0020984	ES2FIC-1.2X5				5 Meter	24.00 kg		
DEA0020985	ES2FIC-1.2X10			10 Meter	48.00 kg			

Ordering Code	Manufacture Part Code	Classification IEC61111:2009	Thickness (mm)	Width	Length	Weight (kg)	Maximum Use Voltage	
							AC	DC
DEA0020450	ES3FIC-0.6X1	Class 3	3.3 mm	0.6 Meter	1 Meter	3.00 kg	26500 V	39750 V
DEA0021276	ES3FIC-0.6X2				2 Meter	6.00 kg		
DEA0021003	ES3FIC-0.6X5				5 Meter	15.00 kg		
DEA0021004	ES3FIC-0.6X10				10 Meter	30.00 kg		
DEA0020434	ES3FIC-1X1			1.0 Meter	1 Meter	51.00 kg		
DEA0021277	ES3FIC-1X2				2 Meter	10.20 kg		
DEA0021005	ES3FIC-1X5				5 Meter	25.60 kg		
DEA0020431	ES3FIC-1X10			1.2 Meter	10 Meter	51.20 kg		
DEA0021006	ES3FIC-1.2X1				1 Meter	6.10 kg		
DEA0021278	ES3FIC-1.2X2				2 Meter	12.30 kg		
DEA0021007	ES3FIC-1.2X5				5 Meter	30.70 kg		
DEA0021008	ES3FIC-1.2X10			10 Meter	61.40 kg			

Ordering Code	Manufacture Part Code	Classification IEC61111:2009	Thickness (mm)	Width	Length	Weight (kg)	Maximum Use Voltage	
							AC	DC
DEA0021023	ES4FIC-0.6X1	Class 4	5.2 mm	0.6 Meter	1 Meter	4.80 kg	36000 V	54000V
DEA0021287	ES4FIC-0.6X2				2 Meter	9.60 kg		
DEA0021024	ES4FIC-0.6X5				5 Meter	24.00 kg		
DEA0021025	ES4FIC-0.6X10				10 Meter	48.00 kg		
DEA0021026	ES4FIC-1X1			1.0 Meter	1 Meter	8.00 kg		
DEA0021288	ES4FIC-1X2				2 Meter	16.00 kg		
DEA0021027	ES4FIC-1X5				5 Meter	40.00 kg		
DEA0020432	ES4FIC-1X10			1.2 Meter	10 Meter	80.00 kg		
DEA0021028	ES4FIC-1.2X1				1 Meter	9.60 kg		
DEA0021289	ES4FIC-1.2X2				2 Meter	19.30 kg		
DEA0021029	ES4FIC-1.2X5				5 Meter	48.00 kg		
DEA0021030	ES4FIC-1.2X10			10 Meter	96.70 kg			

**Finish : Corrugated**  
**Color : Black**



**IEC 61111:2009**  
**Electrical Insulating Rubber Matting**

The insulating mats provide operators with individual and collective protection. They are made of elastomer and cover the ground so that workers are electrically protected while performing the task on electrical installations.

Electrical Insulating Rubber Matting - Corrugated (Fine Ribbed) is manufactured according to IEC 61111: 2009 standards. The top surface has a corrugated (fine ribbed) to prevent slipping and helps trap dust very well. For more safety performance, the Rubber Matting bottom surface of the fabric design provides excellent traction on the paving surface.

Electrical insulating mat corrugated (fine ribbed) is produced with special raw materials resulting in high tear and excellent wear resistance. It also offers a long service life. Thus, no frequent changes of matting is required which reduces maintenance cost.



It has a fine ribbed, anti-slip surface pattern on one side and a fabric cloth impression finish on the reverse.

**Key Features :**

- ✦ Anti-Slip Electrical Insulation Rubber Matting - Corrugated Finish (Fine Ribbed)
- ✦ Fully tested to specification IEC 61111:2009
- ✦ High electrical resistance from 50 volts to 50,000 volts.
- ✦ Suitable for both AC and DC applications
- ✦ Provides safety for operators against electrical shock
- ✦ Anti-slip surface finish. Conforming to slip-resistant test
- ✦ Resistant to acid, oil and low temperatures
- ✦ Permanent marking - durable and un-erasable
- ✦ Fully traceable supply
- ✦ Highly durable & quality rubber compound
- ✦ Anti-fatigue type, comfortable while standing for long periods
- ✦ Operating temperature: - 40°C to + 55°C
- ✦ Repetitive marking (3 markings every 1 meter)
- ✦ Halogen-free, RoHS2 and REACH compliant
- ✦ Good weight support, wear-resistant
- ✦ Colour : Black



**IEC 61111 : 2009**  
**Corrugated Matting**



Ordering Code	Manufacture Part Code	Classification IEC61111:2009	Thickness (mm)	Width	Length	Weight (kg)	Maximum Use Voltage	
							AC	DC
DEA0020764	ES0CIB-0.6X1	Class 0	3.1 mm	0.6 Meter	1 Meter	2.45 kg	1000 V	1500 V
DEA0021237	ES0CIB-0.6X2				2 Meter	4.90 kg		
DEA0020765	ES0CIB-0.6X5				5 Meter	12.25 kg		
DEA0020766	ES0CIB-0.6X10				10 Meter	24.50 kg		
DEA0020767	ES0CIB-1X1				1 Meter	3.95 kg		
DEA0021238	ES0CIB-1X2				2 Meter	7.90 kg		
DEA0020768	ES0CIB-1X5			5 Meter	19.70 kg			
DEA0020769	ES0CIB-1X10			10 Meter	39.50 kg			
DEA0020770	ES0CIB-1.2X1			1 Meter	4.75 kg			
DEA0021239	ES0CIB-1.2X2			2 Meter	9.50 kg			
DEA0020771	ES0CIB-1.2X5			5 Meter	23.75 kg			
DEA0020772	ES0CIB-1.2X10			10 Meter	47.50 kg			

**Finish : Corrugated  
Color : Black**



**IEC 61111:2009  
Electrical Insulating Rubber Matting**

Ordering Code	Manufacture Part Code	Classification IEC61111:2009	Thickness (mm)	Width	Length	Weight (kg)	Maximum Use Voltage	
							AC	DC
DEA0020784	ES1CIB-0.6X1	Class 1	3.1 mm	0.6 Meter	1 Meter	2.45 kg	7500 V	11250 V
DEA0021249	ES1CIB-0.6X2				2 Meter	4.90 kg		
DEA0020785	ES1CIB-0.6X5				5 Meter	12.25 kg		
DEA0020786	ES1CIB-0.6X10				10 Meter	24.50 kg		
DEA0020787	ES1CIB-1X1			1.0 Meter	1 Meter	3.95 kg		
DEA0021250	ES1CIB-1X2				2 Meter	7.90 kg		
DEA0020788	ES1CIB-1X5				5 Meter	19.70 kg		
DEA0020789	ES1CIB-1X10			1.2 Meter	10 Meter	39.50 kg		
DEA0020790	ES1CIB-1.2X1				1 Meter	4.75 kg		
DEA0021251	ES1CIB-1.2X2				2 Meter	9.50 kg		
DEA0020791	ES1CIB-1.2X5				5 Meter	23.75 kg		
DEA0020792	ES1CIB-1.2X10			10 Meter	47.50 kg			

Ordering Code	Manufacture Part Code	Classification IEC61111:2009	Thickness (mm)	Width	Length	Weight (kg)	Maximum Use Voltage	
							AC	DC
DEA0020802	ES2CIB-0.6X1	Class 2	3.7 mm	0.6 Meter	1 Meter	3.50 kg	17000 V	27500 V
DEA0021259	ES2CIB-0.6X2				2 Meter	7.00 kg		
DEA0020803	ES2CIB-0.6X5				5 Meter	17.50 kg		
DEA0020804	ES2CIB-0.6X10				10 Meter	35.00 kg		
DEA0020805	ES2CIB-1X1			1.0 Meter	1 Meter	4.90 kg		
DEA0021260	ES2CIB-1X2				2 Meter	9.80 kg		
DEA0020806	ES2CIB-1X5				5 Meter	24.50 kg		
DEA0020807	ES2CIB-1X10			1.2 Meter	10 Meter	48.70 kg		
DEA0020808	ES2CIB-1.2X1				1 Meter	5.85 kg		
DEA0021261	ES2CIB-1.2X2				2 Meter	11.70 kg		
DEA0020809	ES2CIB-1.2X5				5 Meter	29.25 kg		
DEA0020810	ES2CIB-1.2X10			10 Meter	58.50 kg			

Ordering Code	Manufacture Part Code	Classification IEC61111:2009	Thickness (mm)	Width	Length	Weight (kg)	Maximum Use Voltage	
							AC	DC
DEA0020819	ES3CIB-0.6X1	Class 3	4.3 mm	0.6 Meter	1 Meter	4.10 kg	26500 V	39750 V
DEA0021273	ES3CIB-0.6X2				2 Meter	8.10 kg		
DEA0020820	ES3CIB-0.6X5				5 Meter	20.00 kg		
DEA0020821	ES3CIB-0.6X10				10 Meter	40.00 kg		
DEA0020822	ES3CIB-1X1			1.0 Meter	1 Meter	5.77 kg		
DEA0021274	ES3CIB-1X2				2 Meter	11.55 kg		
DEA0020823	ES3CIB-1X5				5 Meter	28.88 kg		
DEA0020824	ES3CIB-1X10			1.2 Meter	10 Meter	57.76 kg		
DEA0020825	ES3CIB-1.2X1				1 Meter	6.93 kg		
DEA0021275	ES3CIB-1.2X2				2 Meter	13.86 kg		
DEA0020827	ES3CIB-1.2X5				5 Meter	34.65 kg		
DEA0020828	ES3CIB-1.2X10			10 Meter	69.31 kg			

Ordering Code	Manufacture Part Code	Classification IEC61111:2009	Thickness (mm)	Width	Length	Weight (kg)	Maximum Use Voltage	
							AC	DC
DEA0020838	ES4CIB-0.6X1	Class 4	6.8 mm	0.6 Meter	1 Meter	5.75 kg	36000 V	54000 V
DEA0021285	ES4CIB-0.6X2				2 Meter	11.50 kg		
DEA0020843	ES4CIB-0.6X5				5 Meter	28.75 kg		
DEA0020839	ES4CIB-0.6X10				10 Meter	57.50 kg		
DEA0020840	ES4CIB-1X1			1.0 Meter	1 Meter	9.60 kg		
DEA0021286	ES4CIB-1X2				2 Meter	19.20 kg		
DEA0020841	ES4CIB-1X5				5 Meter	48.00 kg		
DEA0020842	ES4CIB-1X10			1.2 Meter	10 Meter	95.00 kg		
DEA0020843	ES4CIB-1.2X1				1 Meter	11.50 kg		
DEA0021287	ES4CIB-1.2X2				2 Meter	23.00 kg		
DEA0020844	ES4CIB-1.2X5				5 Meter	57.50 kg		
DEA0020845	ES4CIB-1.2X10			10 Meter	115.00 kg			

**Finish : Corrugated**  
**Color : Dark Grey**



**IEC 61111:2009**  
**Electrical Insulating Rubber Matting**

The insulating mats provide operators with individual and collective protection. They are made of elastomer and cover the ground so that workers are electrically protected while performing the task on electrical installations.

Electrical Insulating Rubber Matting - Corrugated (Fine Ribbed) is manufactured according to IEC 61111: 2009 standards. The top surface has a corrugated (fine ribbed) to prevent slipping and helps trap dust very well. For more safety performance, the Rubber Matting bottom surface of the fabric design provides excellent traction on the paving surface.

Electrical insulating mat corrugated (fine ribbed) is produced with special raw materials resulting in high tear and excellent wear resistance. It also offers a long service life. Thus, no frequent changes of matting is required which reduces maintenance cost.



It has a fine ribbed, anti-slip surface pattern on one side and a fabric cloth impression finish on the reverse.

**Key Features :**

- ✦ Anti-Slip Electrical Insulation Rubber Matting - Corrugated Finish (Fine Ribbed)
- ✦ Fully tested to specification IEC 61111:2009
- ✦ High electrical resistance from 50 volts to 50,000 volts.
- ✦ Suitable for both AC and DC applications
- ✦ Provides safety for operators against electrical shock
- ✦ Anti-slip surface finish. Conforming to slip-resistant test
- ✦ Resistant to acid, oil and low temperatures
- ✦ Permanent marking - durable and un-erasable
- ✦ Fully traceable supply
- ✦ Highly durable & quality rubber compound
- ✦ Anti-fatigue type, comfortable while standing for long periods
- ✦ Operating temperature: - 40°C to + 55°C
- ✦ Repetitive marking (3 markings every 1 meter)
- ✦ Halogen-free, RoHS2 and REACH compliant
- ✦ Good weight support, wear-resistant
- ✦ Colour : Dark Grey



**IEC 61111 : 2009**  
**Corrugated Matting**



Ordering Code	Manufacture Part Code	Classification IEC61111:2009	Thickness (mm)	Width	Length	Weight (kg)	Maximum Use Voltage	
							AC	DC
DEA0020925	ES0CIB-0.6X1	Class 0	3.1 mm	0.6 Meter	1 Meter	2.45 kg	1000 V	1500 V
DEA0021234	ES0CIB-0.6X2				2 Meter	4.90 kg		
DEA0020926	ES0CIB-0.6X5				5 Meter	12.25 kg		
DEA0020927	ES0CIB-0.6X10				10 Meter	24.50 kg		
DEA0020928	ES0CIB-1X1				1 Meter	3.95 kg		
DEA0021235	ES0CIB-1X2				2 Meter	7.90 kg		
DEA0020929	ES0CIB-1X5			5 Meter	19.70 kg			
DEA0020930	ES0CIB-1X10			10 Meter	39.50 kg			
DEA0020931	ES0CIB-1.2X1			1 Meter	4.75 kg			
DEA0021236	ES0CIB-1.2X2			2 Meter	9.50 kg			
DEA0020932	ES0CIB-1.2X5			5 Meter	23.75 kg			
DEA0020933	ES0CIB-1.2X10			10 Meter	47.50 kg			



**Finish : Corrugated**  
**Color : Dark Grey**



**IEC 61111:2009**  
**Electrical Insulating Rubber Matting**

Ordering Code	Manufacture Part Code	Classification IEC61111:2009	Thickness (mm)	Width	Length	Weight (kg)	Maximum Use Voltage	
							AC	DC
DEA0020952	ES1CIG-0.6X1	Class 1	3.1 mm	0.6 Meter	1 Meter	2.45 kg	7500 V	11250 V
DEA0021246	ES1CIG-0.6X2				2 Meter	4.90 kg		
DEA0020953	ES1CIG-0.6X5				5 Meter	12.25 kg		
DEA0020954	ES1CIG-0.6X10				10 Meter	24.50 kg		
DEA0020955	ES1CIG-1X1			1.0 Meter	1 Meter	3.95 kg		
DEA0021247	ES1CIG-1X2				2 Meter	7.90 kg		
DEA0020956	ES1CIG-1X5				5 Meter	19.70 kg		
DEA0020957	ES1CIG-1X10			1.2 Meter	10 Meter	39.50 kg		
DEA0020958	ES1CIG-1.2X1				1 Meter	4.75 kg		
DEA0021248	ES1CIG-1.2X2				2 Meter	9.50 kg		
DEA0020959	ES1CIG-1.2X5				5 Meter	23.75 kg		
DEA0020960	ES1CIG-1.2X10			10 Meter	47.50 kg			

Ordering Code	Manufacture Part Code	Classification IEC61111:2009	Thickness (mm)	Width	Length	Weight (kg)	Maximum Use Voltage	
							AC	DC
DEA0020969	ES2CIG-0.6X1	Class 2	3.7 mm	0.6 Meter	1 Meter	3.50 kg	17000 V	27500 V
DEA0021254	ES2CIG-0.6X2				2 Meter	7.00 kg		
DEA0020970	ES2CIG-0.6X5				5 Meter	17.50 kg		
DEA0020971	ES2CIG-0.6X10				10 Meter	35.00 kg		
DEA0020972	ES2CIG-1X1			1.0 Meter	1 Meter	4.90 kg		
DEA0021255	ES2CIG-1X2				2 Meter	9.80 kg		
DEA0020973	ES2CIG-1X5				5 Meter	24.50 kg		
DEA0020974	ES2CIG-1X10			1.2 Meter	10 Meter	48.70 kg		
DEA0020975	ES2CIG-1.2X1				1 Meter	5.85 kg		
DEA0021256	ES2CIG-1.2X2				2 Meter	11.70 kg		
DEA0020976	ES2CIG-1.2X5				5 Meter	29.25 kg		
DEA0020977	ES2CIG-1.2X10			10 Meter	58.50 kg			

Ordering Code	Manufacture Part Code	Classification IEC61111:2009	Thickness (mm)	Width	Length	Weight (kg)	Maximum Use Voltage	
							AC	DC
DEA0020994	ES3CIG-0.6X1	Class 3	4.3 mm	0.6 Meter	1 Meter	4.10 kg	26500 V	39750 V
DEA0021267	ES3CIG-0.6X2				2 Meter	8.10 kg		
DEA0020995	ES3CIG-0.6X5				5 Meter	20.00 kg		
DEA0020996	ES3CIG-0.6X10				10 Meter	40.00 kg		
DEA0020997	ES3CIG-1X1			1.0 Meter	1 Meter	5.77 kg		
DEA0021268	ES3CIG-1X2				2 Meter	11.55 kg		
DEA0020998	ES3CIG-1X5				5 Meter	28.80 kg		
DEA0020999	ES3CIG-1X10			1.2 Meter	10 Meter	57.76 kg		
DEA0021000	ES3CIG-1.2X1				1 Meter	6.93 kg		
DEA0021269	ES3CIG-1.2X2				2 Meter	13.86 kg		
DEA0021001	ES3CIG-1.2X5				5 Meter	34.65 kg		
DEA0021002	ES3CIG-1.2X10			10 Meter	69.31 kg			

Ordering Code	Manufacture Part Code	Classification IEC61111:2009	Thickness (mm)	Width	Length	Weight (kg)	Maximum Use Voltage	
							AC	DC
DEA0021014	ES4CIG-0.6X1	Class 4	6.8 mm	0.6 Meter	1 Meter	5.75 kg	36000 V	54000 V
DEA0021281	ES4CIG-0.6X2				2 Meter	11.50 kg		
DEA0021015	ES4CIG-0.6X5				5 Meter	28.75 kg		
DEA0021016	ES4CIG-0.6X10				10 Meter	57.50 kg		
DEA0021017	ES4CIG-1X1			1.0 Meter	1 Meter	9.60 kg		
DEA0021282	ES4CIG-1X2				2 Meter	19.20 kg		
DEA0021018	ES4CIG-1X5				5 Meter	48.00 kg		
DEA0021019	ES4CIG-1X10			1.2 Meter	10 Meter	95.00 kg		
DEA0021020	ES4CIG-1.2X1				1 Meter	11.50 kg		
DEA0021020	ES4CIG-1.2X1				2 Meter	23.00 kg		
DEA0021021	ES4CIG-1.2X5				5 Meter	57.50 kg		
DEA0021022	ES4CIG-1.2X10			10 Meter	115.00 kg			

**Finish : Plain**  
**Color : Orange**  
**Class : 0**



**IEC 61112:2009**  
**Electrical Insulating Blanket**

Raychem RPG has gone to great lengths to protect workers from low-voltage electrical hazards and now offers insulating roll blankets.

The Electrical Insulating Blanket protects the electrician from inadvertent contact with live or earthed electrical conductors, apparatus, or circuits and prevents short circuits on electrical installations.

Raychem RPG's Insulating Blankets are made from high-strength rubber in unique colors, making them easy to identify and highly visible in the work area.

The blankets can be easily custom cut to fit each application at the job site. This minimizes the number of different low-voltage blankets sizes and shapes that would otherwise need to be carried from job to job.



**Key Features :**

- ✦ In accordance with IEC 61112 Class 0 standard and the specific properties
- ✦ Operating temperature range: -40°C to +55°C.
- ✦ Thickness: 1.2 mm to 1.4 mm
- ✦ Design: Plain Finish
- ✦ Colour: Orange.
- ✦ Category A: Acid resistant.
- ✦ Category H: Oil resistant.
- ✦ Category C: Resistant to very low temperatures (-40°C).
- ✦ Available in different lengths, widths, thicknesses and colors

**Applications :**

- ✦ Used as protection for workers operating on live parts or in the vicinity of live parts.
- ✦ Operating voltage: Upto 1000 V AC / 1500 V DC.
- ✦ Protection against accidental and direct contact with live parts
- ✦ For covering adjacent live parts

Ordering Code	Manufacture Part Code	Classification IEC61112:2009	Thickness (mm)	Width	Length	Weight	Maximum Use Voltage	
							AC	DC
DEA0020722	ESBRIO-0.6X1	Class 0	1.2 to 1.4 mm	0.6 Meter	1 Meter	1.25 kg	1000 V	1500 V
DEA0020723	ESBRIO-0.6X10				10 Meter	12.50 kg		
DEB0020001	ESBRIO-1X1			1.0 Meter	1 Meter	1.90 kg		
DEA0021220	ESBRIO-1X5				5 Meter	9.50 kg		
DEA0020724	ESBRIO-1X10			10 Meter	19.00 kg			
DEA0020725	ESBRIO-1.2X1			1.2 Meter	1 Meter	2.30 kg		
DEA0020727	ESBRIO-1.2X10				10 Meter	23.00 kg		

**Accessories for Insulating Mat**

**Insulating Mat Bags for Outdoor Application**

Specially designed for carrying and protecting insulating mats, while performing task in outdoor area. Fitted with a shoulder strap



Reference	Use	← m →	kg
		Dimensions	Weight
ESCB1-700X110	For Insulating Mats of 0.60 x 1.00 Meter Wide	1.1 Meter	0.5 Kg
ESCB2-1100X110	For Insulating Mats of 1.00 x 1.00 Meter Wide	1.1 Meter	0.5 Kg

**Benefits**

- Transparent pocket for user instruction and storage identification
- Hand carrying straps and shoulder carrying strap

# TECHNICAL TERMINOLOGIES

**Electrical Safety:** Recognizing hazards associated with the use of electrical energy and taking precautions so that hazards do not cause injury or death.

**Electrical Hazard:** A dangerous condition such that contact or equipment failure can result in electric shock, arc flash burn, thermal burn or blast.

**Shock Hazard:** A dangerous electrical condition associated with the possible release of energy caused by contact or approach to energized parts.

**Electrically Safe Work Condition:** A state in which the conductor or circuit part to be worked on or near has been disconnected from energized parts, locked/tagged in accordance with established standards, tested to ensure the absence of voltage and grounded, if determined necessary.

**De-energized:** Free from any electrical connection to a source of potential difference and electrical charge; not having a potential difference from that of the earth.

**Working Near (live parts):** Any activity inside a limited approach boundary.

**Working On (live parts):** Coming in contact with live parts with the hands, feet or other body parts, with tools, probes or with test equipment, regardless of the personal protective equipment a person is wearing.

**IEC:** The International Electrotechnical Commission (IEC), headquartered in Geneva, Switzerland, is the organization that prepares and publishes International Standards for all electrical, electronic and related technologies.

**IEC 60903:2014:** Standard applicable to electrical insulating gloves and mitts that provide protection of the worker against electric shock.

**IEC 61111:2009:** Standard applicable to electrical insulating matting made of elastomer for use as a floor covering for the electrical protection of workers on electrical installations

**IEC 61112:2009:** Standard applicable to electrical insulating blankets for the protection of workers from accidental contact with live or earthed electrical conductors, apparatus or circuits and avoidance of short circuits on electrical installations

**ASTM F2675/F2675M-22e1:** Standard Test Method for Determining Arc Ratings of Hand Protective Products Developed and Used for Electrical Arc Flash Protection.

**IEC 61482-1-1: Open ARC** - Protective clothing against the thermal hazards of an electric arc – Part 1-1: Test methods – Method 1: Determination of the arc rating (ELIM, ATPV, and/or EBT) of clothing materials and of protective clothing using an open arc

**IEC 61482-1-2 - Box Testing:** The box method is performed using a plaster box to focus a short arc toward a panel of fabric or a garment. There are two exposures: 4000 A, 0.5 second (Class 1) and 7000A, 0.5 second (Class 2). The requirements below must be met to pass testing and the end result is a classification of 1 or 2. Testing is performed in accordance with IEC 61482-1-2 Live working–Protective clothing against the thermal hazards of an electric arc, Part 2 Requirements. This method assigns one of the two Arc Protection Classes (APC) above.

**ARC Flash:** An arcing fault is the flow of current through the air between phase conductors or phase conductors and neutral or ground. An arcing fault can release tremendous amounts of concentrated radiant energy at the point of the arcing in a small fraction of a second resulting in extremely high temperatures, a tremendous pressure blast and shrapnel hurling at high velocity.

**Flash Hazard:** A dangerous condition associated with the release of energy caused by an electric arc.

**Flash Hazard Analysis:** A study investigating a worker's potential exposure to arc-flash energy, conducted for injury prevention, the determination of safe work practices and the appropriate levels of PPE.

**Arc Thermal Performance Value (ATPV):** ATPV is the incident energy on a material that results in a 50% probability that sufficient heat transfer through the specimen is predicted to cause the onset of second-degree burn injury based on the Stoll Curve, cal/cm<sup>2</sup>.

**Calories per Centimeter Squared (cal/cm<sup>2</sup>):** This is a number identifying the amount of energy that can be delivered to a point at a particular distance from an arc flash. Once this value is known, the ATPV rating of the flash clothing required for work at that distance from the potential flash hazard is also known. See ATPV.

**Incident Energy:** The amount of energy impressed on a surface, a certain distance from the source, generated during an electrical arc event. One of the units used to measure incident energy is calories per centimeter squared (cal/cm<sup>2</sup>).

**ASTM:** American Society for Testing and Materials

**NFPA:** The National Fire Protection Association.

**NFPA 70E Standard:** Standard that provides guidance on implementing appropriate work practices that are required to safeguard workers from injury while working on or near exposed electrical conductors or circuit parts that could become energized.

**Limited Approach Boundary:** An approach limit at a distance from an exposed live part within which a shock hazard exists.

**Restricted Approach Boundary:** An approach limit at a distance from an exposed live part within which there is an increased risk of shock due to electrical arc over combined with an inadvertent movement for personnel working in close proximity to the live part.

**Prohibited Approach Boundary:** An approach limit at a distance from an exposed live part within which work is considered the same as making contact with the live part.

**Flash Protection Boundary:** An approach limit at a distance from exposed live parts within which a person could receive a second-degree burn if an electrical arc flash were to occur.

## Offices

---

### Head Office:

Raychem RPG Pvt Ltd  
A-702, 7th Floor, Thane One,  
DIL Complex, Majiwada  
**Thane (W), Maharashtra - 400610**

### Regional Offices :

Raychem RPG Private Limited  
(Avanta Business Centre Pvt Ltd)  
Unit # 4.27 & 4.28, 4th Floor,  
Stateman House, Barakhamba Road,  
Connaught Place, **New Delhi - 110001**

Raychem RPG Private Limited  
(Regus Eversun Business Centre Pvt Ltd)  
E-1, Manyata Embassy Business Park,  
Outer Ring Road, Nagawara, **Bangalore,  
Karnataka - 560045**

To learn more about Raychem RPG solutions  
& offerings visit [www.raychemrpg.com](http://www.raychemrpg.com)  
Or email your queries to: [safety@raychemrpg.com](mailto:safety@raychemrpg.com)

Raychem RPG Private Limited  
(Regus Citygold Business Centre Pvt Ltd)  
RDB Boulevard, 8th Floor, Plot K 1,  
Sector V, Block EP & GP, Salt Lake City,  
**Kolkata, West Bengal - 700091**

Raychem RPG Private Limited  
(Regus Business Centre Nagpur Pvt Ltd)  
Level 6, 10/11, Citi Centre,  
Dr. Radhakrishnan Salai, Mylapore,  
**Chennai, Tamil Nadu - 600004**

### Follow us on



## Disclaimer

- No statement made by or on behalf of Raychem RPG in this product guide is a warranty that any product is fit for a particular purpose, and neither Raychem RPG nor its owners and subsidiaries shall be liable to anyone with respect to the information contained herein.
- Any use of this information is at the user's risk. Raychem RPG recommends that users carefully evaluate the accuracy, completeness, and relevance of the products for their purposes.
- Electrical Insulating Gloves contain natural latex, which may cause allergic reactions in some individuals.
- Product photographs are shown for representation purposes only.
- Product improvement is a continuous process. For the latest information and special application, please contact any of our offices listed here.